

The background features a large, abstract geometric composition. A dark red, angular shape enters from the bottom left, extending diagonally towards the center. A bright red, triangular shape enters from the bottom right, pointing towards the center. These two shapes overlap, creating a darker red area. In the upper right, a light gray triangular shape points towards the center, partially overlapping the dark red shape. In the top left corner, there is a smaller, bright red triangular shape pointing towards the center.

2021

Taipei INDEX

2021 Taipei Index

Department of Economic Development, Taipei City Government

Publication Date: Oct. 2022

Advertisement

Seeing Taipei

Taipei City, as the hub of the Asia-Pacific region, is Taiwan's political, economic, and cultural capital. It is thrived on business and meta-culture activities, and is getting excellent reviews on every international rating.

As the trend of globalization moves forward, every city on this planet is competing with each other. Taipei City Government implements six policies to maintain its advantages for future competitions, and they are “increasing industrial efficiency and supporting industrial innovation”, “Improving business zoning and encouraging Industrial aggregations”, “Driving city renovation and fulfilling city functions”, “Building an intelligent city and doubling capital investments”, “Attracting private investments and boosting major constructions” and “Optimizing one-stop services and enhancing service efficiency”. These policies are creating a convenient and friendly environment for enterprises to settle in, building a city with plenty of business opportunities, and leading the development of key industries such as ICT (Information and Communication Technology), biotechnology, cultural innovation, MICE (Meetings, Incentives, Conferences, and Exhibitions), and medical care.

Setting the goal to build an “intelligent city in new economy”, Taipei is dedicated to developing a new economy based on digitalization, intelligence, and environment-friendly. The Nankang Software Industrial Park, the Neihu Technological Park, and the Beitou-Shilin Technological Park (in development) are the bases for Taipei's industrial development. Taipei is injecting innovation energies into city promotion, tourism, medical care, and education. These efforts increase the quality of life for citizens, encourage more business investments, and drive the energy of industrial development.

Taipei is not only known as a city with convenient, safe, healthy, and cultural enrichment lifestyle, but also a place with superior geographical position, highly competent human resources, and comprehensive infrastructure, and it has attracted many well-known international enterprises to setup branch offices for business. In order to aid more international enterprises to

see Taipei's competitiveness and business opportunities, we have compiled this "Taipei Business Index 2021" handbook. This handbook introduces Taipei from four different viewpoints, including economic development, social culture, city spaces, and governance. It provides key statistic information regarding industrial motivation, human resources, and quality of life.

In the future, Taipei will keep improving its infrastructure and providing better incentives for investments. It will also develop a more diverse lifestyle and become the most influential "Capital of Innovation" in the Asia-Pacific region. We hereby warmly welcome you to visit Taipei, and to feel the unique dynamism, charm, and friendliness of this city. Furthermore, we welcome you to set a forward base in Taipei for global business competition and share a prosperous future with us.

Taipei Index 2021

Table of Contents

Seeing Taipei	3
Summary.....	6
Overview of Taipei.....	7
Economy	9
Employment.....	9
Income and Expenditure.....	11
Industry	13
Industry Cluster.....	17
Innovation and Entrepreneurship.....	19
Office Space	20
Society	21
Population and Professionals.....	21
Culture and Art.....	24
Quality of Health and Safety	26
Place	28
Land Use and Living	28
Traffic and Internet.....	30
Environment.....	32
Governance	34
Finance.....	34
Civil Participation	35
Appendix A: International Assessments of Taipei	37
Appendix B: Investment Promotion Offices.....	41
Appendix C: Operating Costs in Taipei	42
Standard of Data Formation.....	43
Reference	43

Summary

Goal

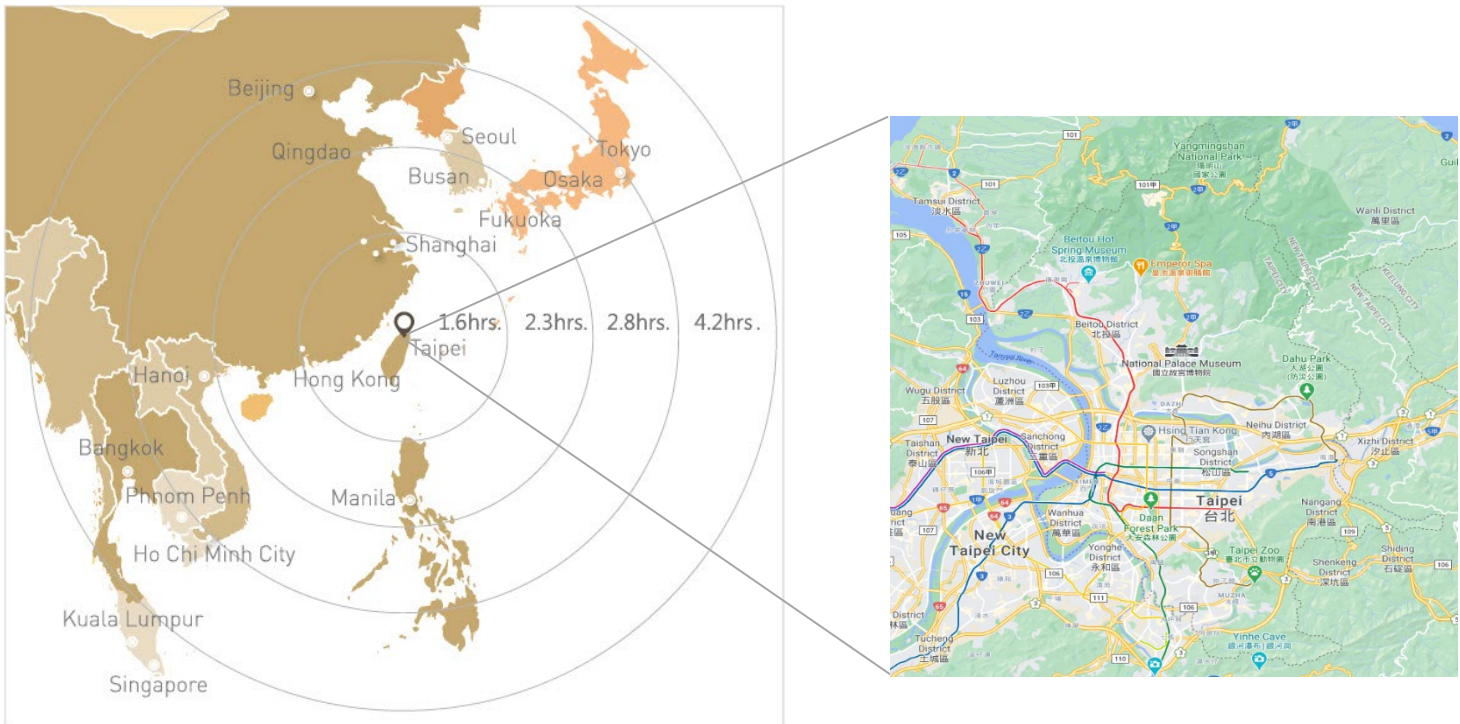
Present the current state of industrial development, human resources, economy, and lifestyle in Taipei through statistic information.

Composition of the Indexes

Well-functioned indicators can objectively reflect trends of local economy and society development. The features of statistic data are measurable, achievable, and result oriented. This handbook is compiled by verified data of economic and lifestyle assessment indexes.

Area	Index
Economy	Employment
	Income and Expenditure
	Industry
	Industry Cluster
	Innovation and Entrepreneurship
	Office Space
Society	Population and Professionals
	Culture and Art
	Quality of Health and Safety
Place	Land Use and Living
	Traffic and Internet
	Environment
Governance	Finance
	Civil Participation

Overview of Taipei



Total Area / 271.8 sq. km
Population / 2.462 million
Employed population / 1.223 million
Profit-seeking businesses / 242,274
Profit-seeking business total Revenue / US\$ 516.41 billion

Taipei City is located in the northern part of Taiwan, and is the political, economic, and cultural development center of the island. It has 12 administrative districts and, together with the neighboring New Taipei City and Keelung City, makes up the Greater Taipei Metropolitan Area. The total population of this area is about 7 million. Since Taipei has quite comprehensive infrastructure, a well-developed traffic network, and located in the heart of the Asia-Pacific region (3 hours flight to cities such as Shanghai, Seoul, and Tokyo), it is an important linkage to local markets of Japan, Korea, and the rising Asia-Pacific areas.

The competitiveness of investment as well as entrepreneurial environment in Taipei is on top of the line. The profit-seeking business income tax is as low as 20%, and the government gives out tax incentives to encourage enterprises to invest more in R&D, to hire more employees, and to

cooperate further in business development. In addition, Taipei City Government provides incentives for R&D activities, brand promotions, new business incubation and angel investment.

Economy

Employment

2015-2021 Taipei City Employment
(Units: 10,000 people)



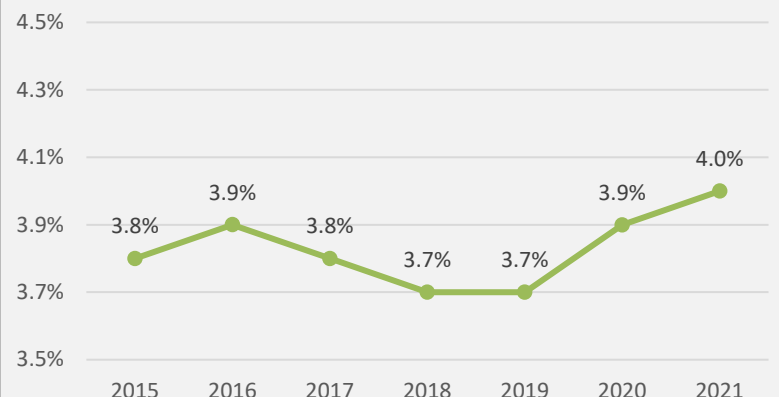
The employment market of Taipei is quite strong; the number of employed populations is very high, and the trend is growing with new record setting every year. Currently 10.2% of Taiwan's total employed population are working in Taipei, while the city is keeping its unemployment rate below 4%.

Since the majority of Taipei population are young adults, the supply of workforce is abundant. The labor force is exceeding 1.21 million, and it will reach to 2 million if includes the labor force who commute to Taipei from Greater Taipei Metropolitan Area.

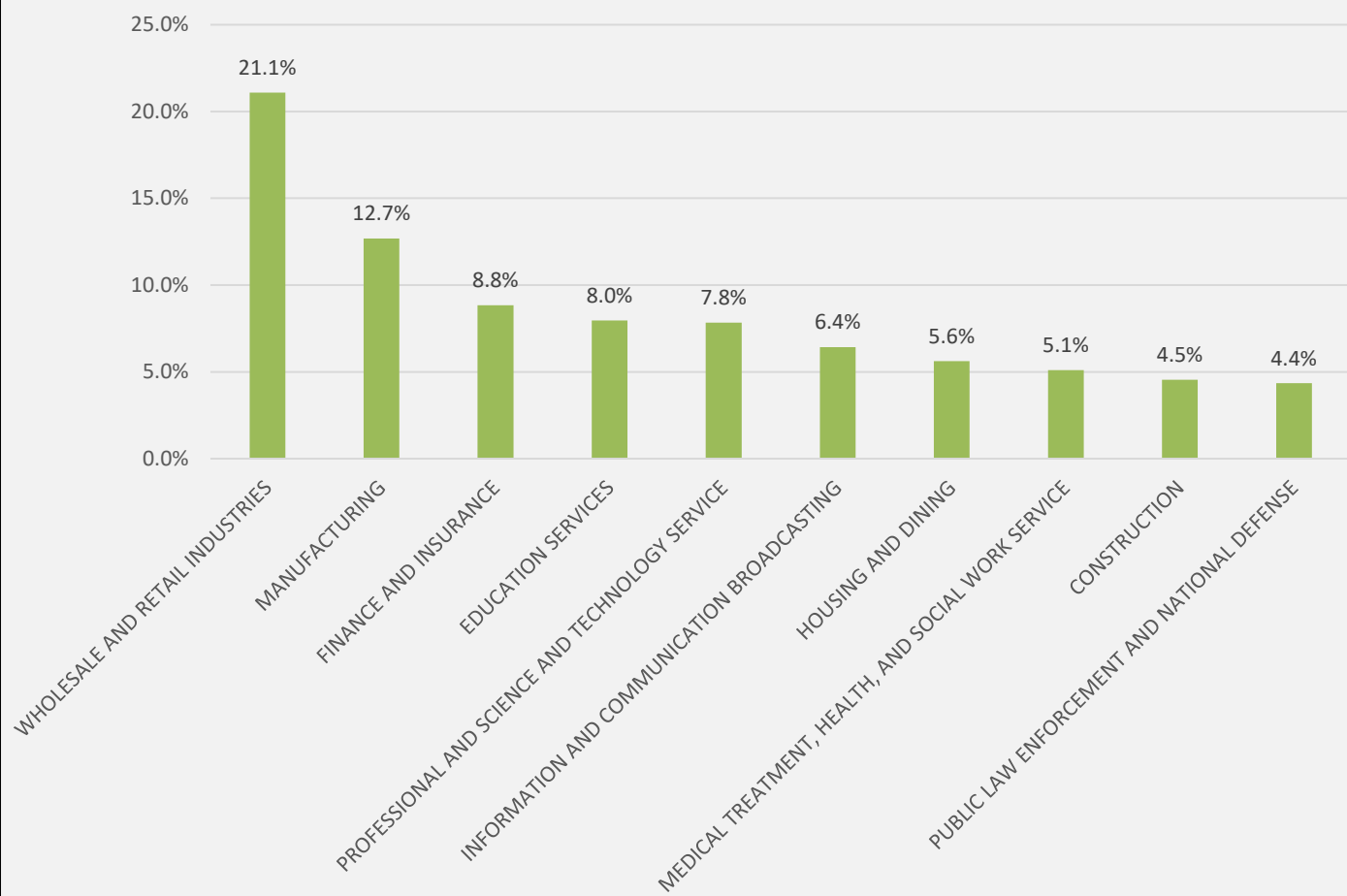
Based on the 2021 data of labor force distribution in industrial sectors, the

majority of workforce, 80.71%, was in Tertiary industry sector (services); the next was in secondary industry sector (manufacturing), 19.14%; primary industry sector (agriculture and fishing) made up the lowest population ratio, 0.16%. From the data of different industries, the top 3 industries with majority labor force were Retail and Wholesale, Manufacturing, and Finance and Insurance.

2015-2021 Taipei City Unemployment Rate
(unit:%)



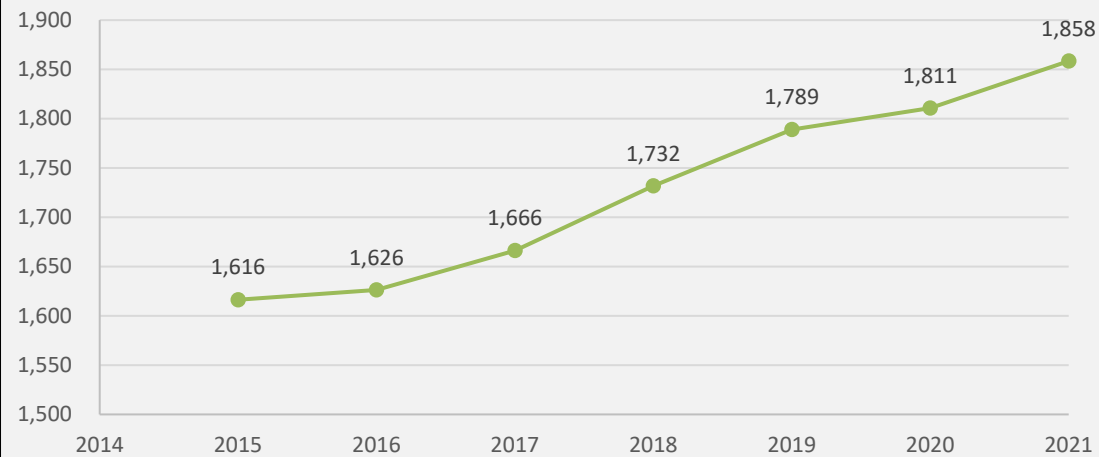
2021 Taipei Workforce Distribution: Top 10 industries (unit %)



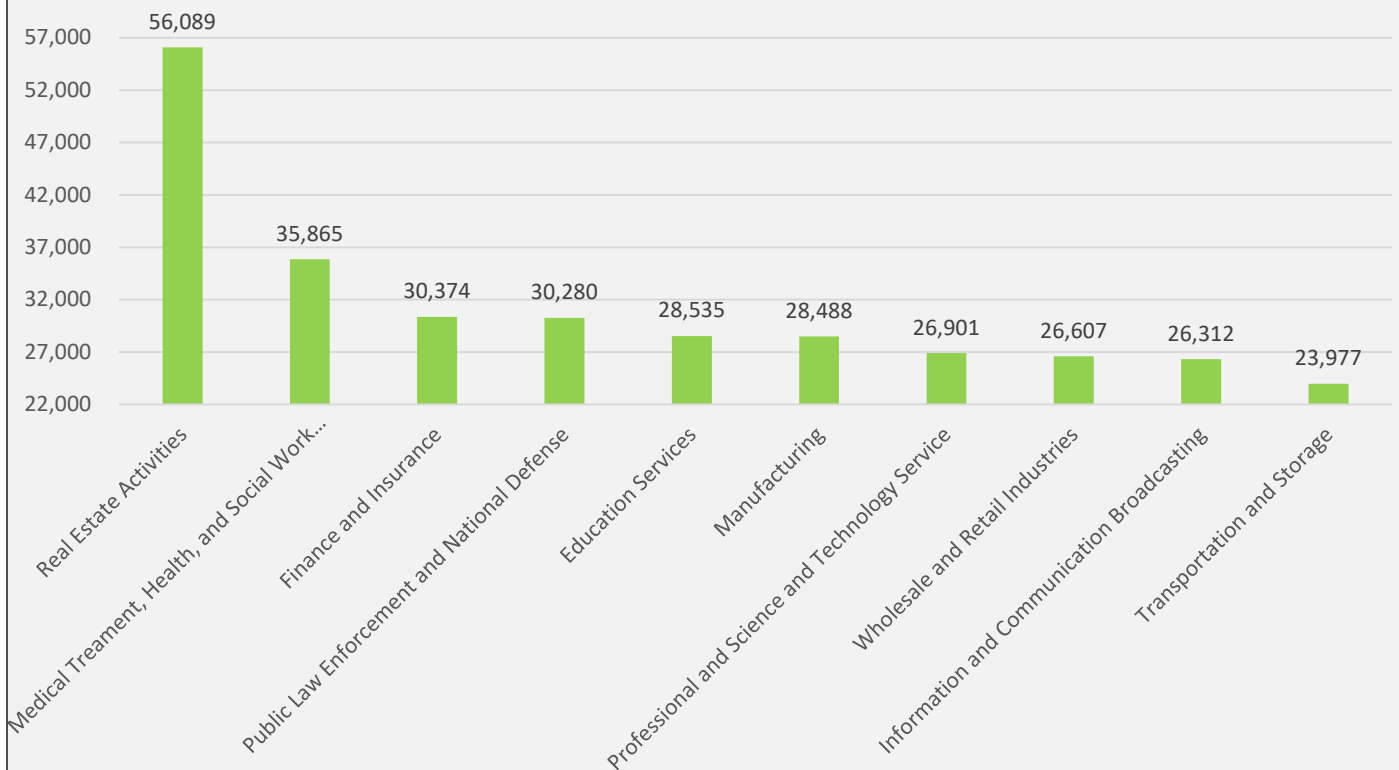
Economy

Income and Expenditure

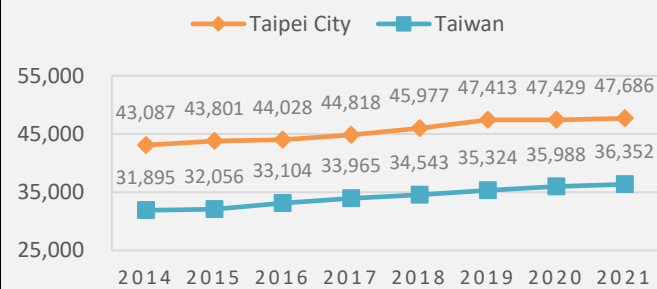
Taiwan 2015-2021 Employed workers' Average Salary
(Unit:USD)



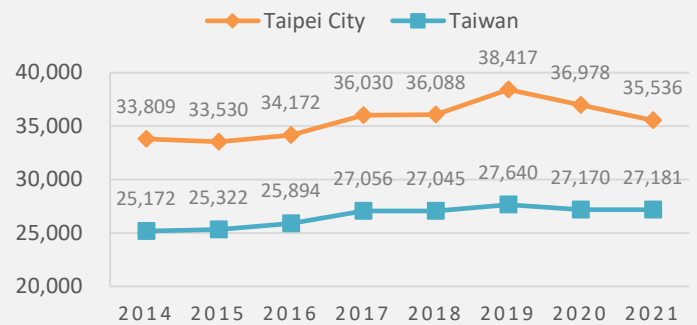
2020 10 Industries with the Most Disposable Income (Unit:USD)



2014-2021 TAIWAN AND TAIPEI CITY AVERAGE DISPOSABLE INCOME PER HOUSEHOLD (UNIT: USD)



2014-2021 TAIWAN AND TAIPEI CITY AVERAGE CONSUMPTION PER HOUSEHOLD (UNIT: USD)



The potential of purchasing power of Taipei City residents cannot be underestimated. The average disposable income of a family in Taipei was 1.3 times above the national average in 2021. For the annual disposable income, it was USD 23,840 per resident in average. If we distinguished the individual income level of the Taipei City residents by industry sectors, the top 3 income earners were from Real Estate Activities (USD 56,089), Medical Treatment, Health, and Social Work service (USD 39,967), and Finance and Insurance (USD 37,231).

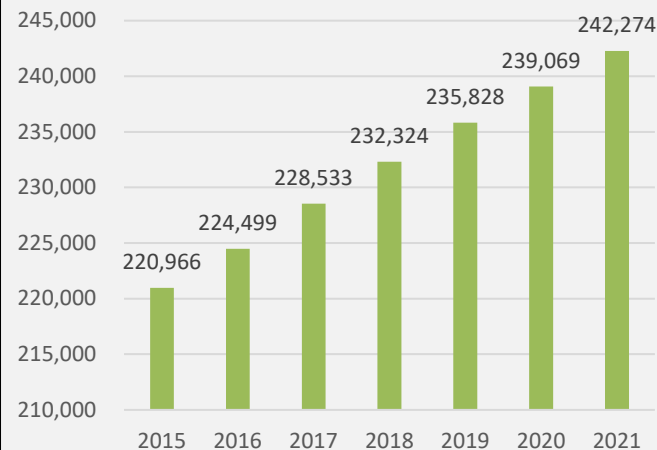
The change in the top three industries with the highest individual income for Taipei citizens is insignificant. The top three places were “Finance and Insurance”, “Medical Treatment, Health, and Social Work Services”, and “Professional and Science and Technology Services” in 2016. They then became “Real Estate Activities”, “Medical Treatment, Health, and Social Work Services”, and “Finance and Insurance” in 2020. It is evident that both “Finance and Insurance” and “Medical Treatment, Health, and Social Work Services” maintained the top three industries in the past five years.

The average household expenditure on goods and service was also 1.4 times above the national average. The average annual expenditure per resident was USD 12,285.

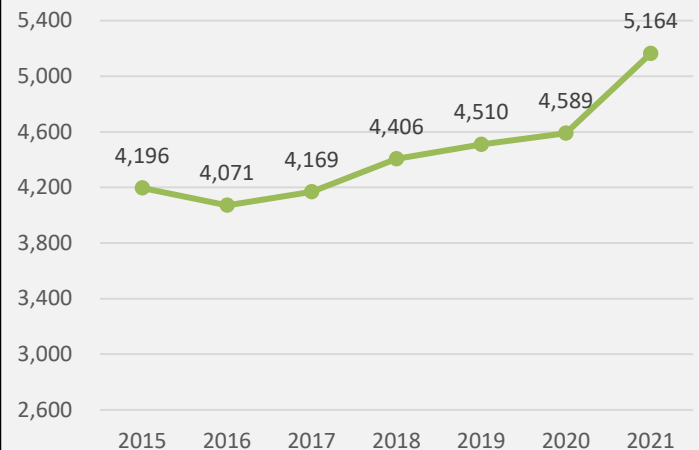
Economy

Industry

2015-2021 Taipei profit-seeking business quantity (Unit: Number)



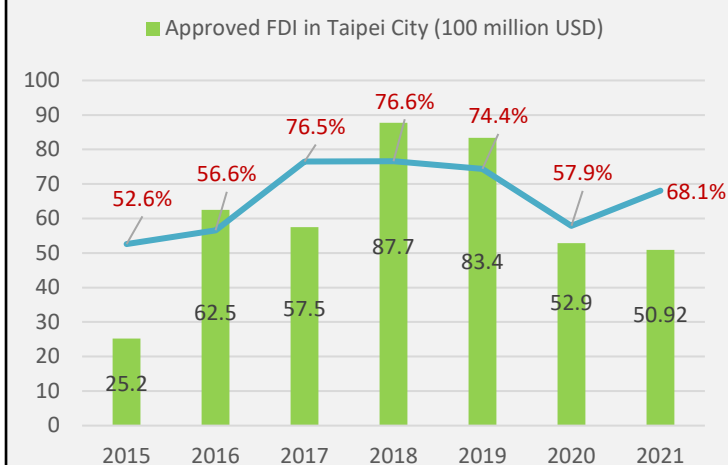
2015-2021 Taipei profit-seeking business total Revenue (Unit: 100million USD)



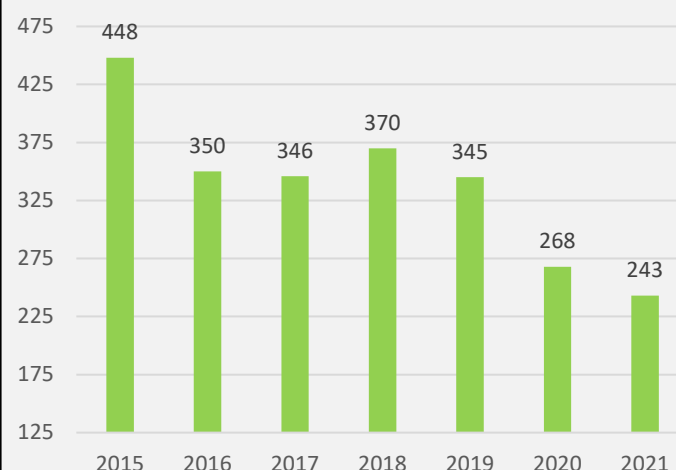
Industrial power is plentiful, and the number of overall profit-seeking enterprises grows steadily. The number of profit-seeking enterprises nationwide was approximately 1.54 million in 2021, in which 242,274 enterprises were in Taipei City, accounting for approximately 15.77%. The three major industries were wholesale and retail sales businesses (43.04%), Finance and Insurance (13.65%) and manufacturing (13.12%), accounting for a total of 69.81%.

The average monthly total sales amount of profit-seeking enterprise was 43.03 billion USD in 2021, with 2.13 million USD per enterprise per year.

2015-2021 Foreign Direct Investment (FDI) in Taipei City (Unit:100 million USD)



2015-2021 Newly Established Foreign Enterprise (Unit: Number)

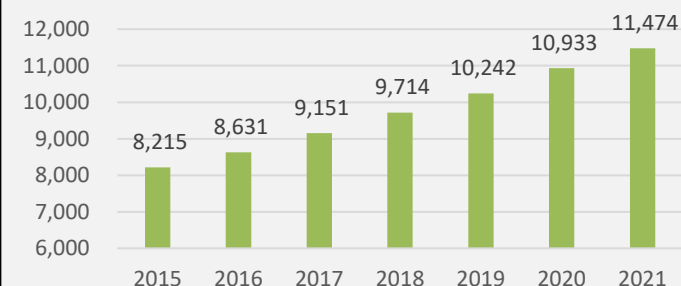


Taipei City is very attractive to foreign investments. Out of the 373 foreign businesses that came to Taiwan in 2021, 243 of them chose to settle in Taipei, a 65.15% of total. The Foreign Direct Investment (FDI) in Taipei City had reached 68.1% of the national total. Taipei City Government has been aggressively attracting foreign investments, especially in knowledge-intensive industries such as Medical Care, Biotech, and ICT. According to the statistics, the top five industries which attracted the most FDI in Taipei City were “Finance and Insurance”, “Wholesale and Retail Industries”, “Real Estate”, “Information and Communication Broadcasting“, and “Electronic Component Manufacturing” respectively in 2021, accounting for approximately 67.48% of the total investment amount from FDI. Taipei was successfully aiding key industries to attract attentions from investors all over the world.

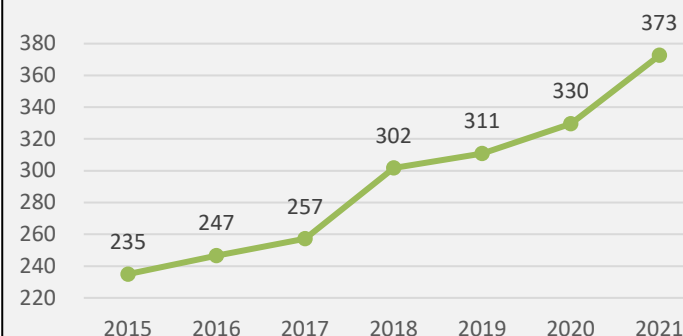
The amendment in the Statute for Industrial Innovation was passed in 2019. Four major tax reductions were extended, including a tax credit for R&D expenses, deferred taxation on the decreasing of stock-based compensation acquired by the employee, half tax credit for investments from angel investors and pass-through taxation for individual innovative startup investments to encourage angel investors to invest in innovative startup enterprises and attract international capital investments in Taiwan.

Statute for Industrial Innovation	
Tax Benefits for Limited Partnership	<ul style="list-style-type: none"> ■ For a venture capital enterprise incorporated in accordance with the Limited Partnership Act, if the total capital contributed exceeds NTD 300 million, and using each year's funds equal to at least 50% of the aggregate capital contributions received in that year within the territory of the R.O.C., and the accumulated sum invested in innovative startups accounts for 30 percent or more of the total capital contribution received by the enterprise or reaches NT\$300 million, pass-through taxation can be applied on this limited partnership.
Tax Benefits for Angel Investor	<ul style="list-style-type: none"> ■ An individual invests in domestic innovative startups which have been incorporated for less than two years, and acquires and holds the new shares issued by the company for two years, up to 50 percent of the investment may be excluded from the individual's consolidated income for the year. The aggregate amount excludable from an individual's consolidated income each year in accordance with this paragraph shall not exceed NTD 3 million.
Tax deferral for Stock-based employee compensation	<ul style="list-style-type: none"> ■ Stock-based employee compensation (includes shares issued as employee compensation, employee stock options at cash capital increase, treasury shares redeemed for issuance to employees, share subscription warrants issued to employees, and new restricted stock award shares issued to employees) will be subject to be declared for income tax assessment when the shares are transferred or delivered to securities depository accounts. Current rule of 5 year income tax defer will be no longer applied.
Tax deferral for shares acquired by creators of domestic academic or research institution	<ul style="list-style-type: none"> ■ To encourage the utilization of the results on scientific research, shares acquired by or distributed to the creators (such as professors, R&D members) of a domestic academic or research institution are only subject to income taxation until those shares are transferred to the other buyers.
Innovation procurement	<ul style="list-style-type: none"> ■ A government agency/institution may specify in the tender documentation that priority shall be given to procurement of software, innovative products or services.
Intangible assets evaluation System	<ul style="list-style-type: none"> ■ To promote the circulation and utilization of the results of innovation or R&D sponsored by the government agency/institution, establish and manage valuation databases of intangible assets, and promote the investment in or financing with intangible assets.

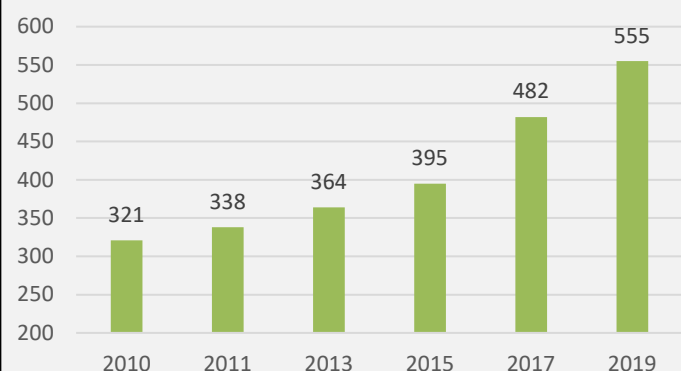
2015-2021 Quantity of Information and Communication Technology businesses in Taipei City
(Unit: Number)



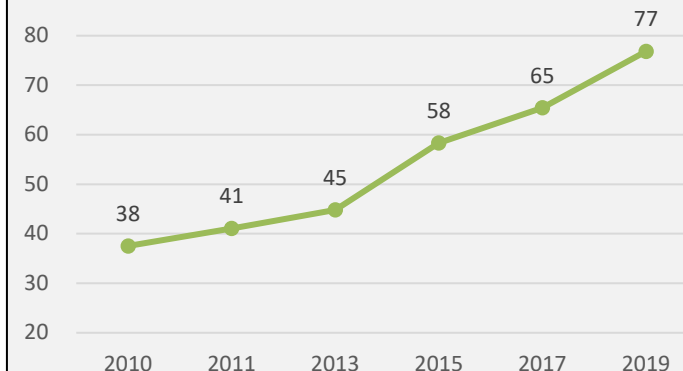
2015-2021 Revenue for Taipei Information and Communication Technology Industry
(Unit:100million USD)



2015-2020 Quantity of Biotechnology Companies in Taipei City
(Unit: Number)



2015-2020 Revenue for Taipei Biotechnology Industry
(Unit:100million USD)

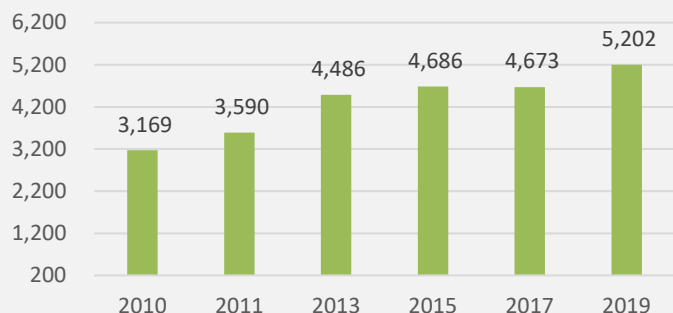


Due to aggregation effect and enormous investment in R&D activities, the key industries of the nation, ICT and biotech, have seen continuously increase in the quantity of enterprises as well as employees. The quantity of information and communication technology businesses in Taipei City had exceeded 10,000 in 2021, and the gross revenue had exceeded USD 37 billion. The quantity of biotechnology companies in Taipei City had exceeded 550 in 2019, and the gross revenue had exceeded USD 7 billion. Taipei has the most sophisticated traffic network on the island, and has successfully combining resources of international exhibitions with tourism activities to build up a unique environment for MICE industry. It brought in over USD 0.76 billion in economic benefit to Taipei. In addition, as the most vigorous city of cultural event and arts development in Chinese community, Taipei City has attracted many domestic and foreign tourists each year, and it has brought in huge business opportunities for its culture and innovative industries.

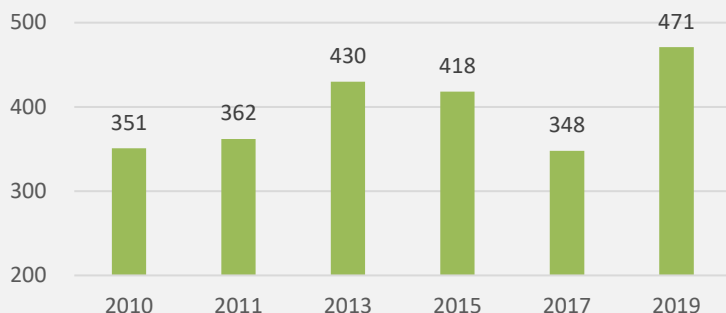
Economy

Industry Cluster

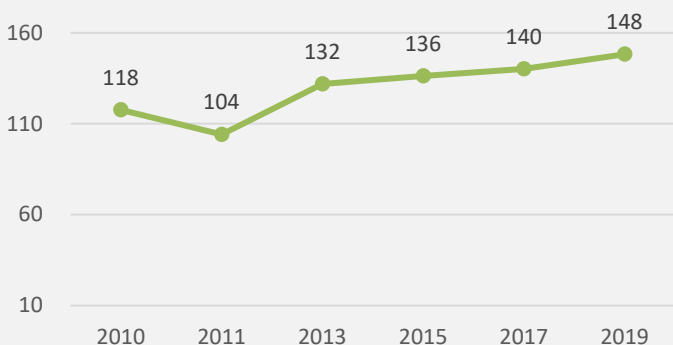
2010-2019 Quantity of Enterprises in Neihu Technology Park (Unit: Number)



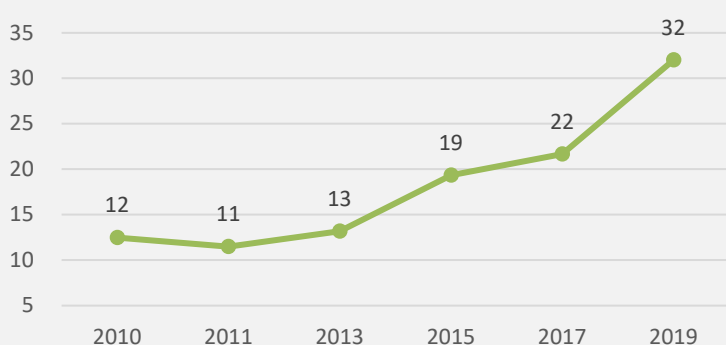
2010-2019 Quantity of Enterprises in Nankang Software Park (Unit: Number)



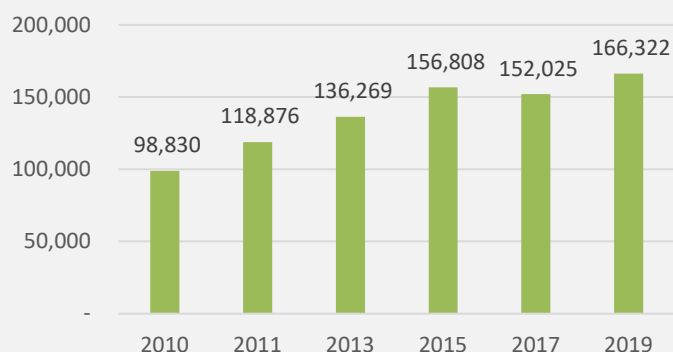
2010-2019 Operating Revenue of Neihu Technology Park (Unit: billion USD)



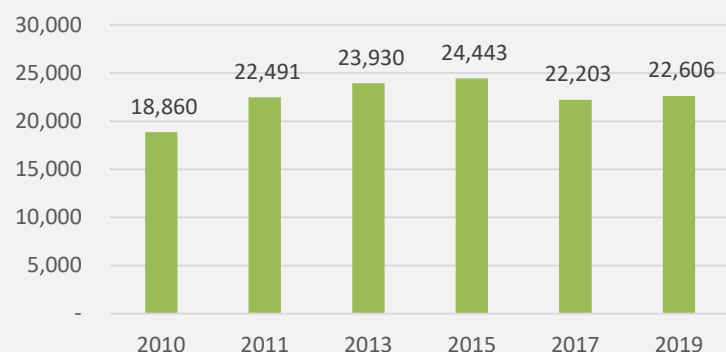
2010-2019 Operating Revenue of Nankang Software Park (Unit: billion USD)



2010-2019 Employee headcounts of Neihu Technology Park (Unit: Number)



2010-2019 Employee headcounts Nankang Software Park (Unit: Number)



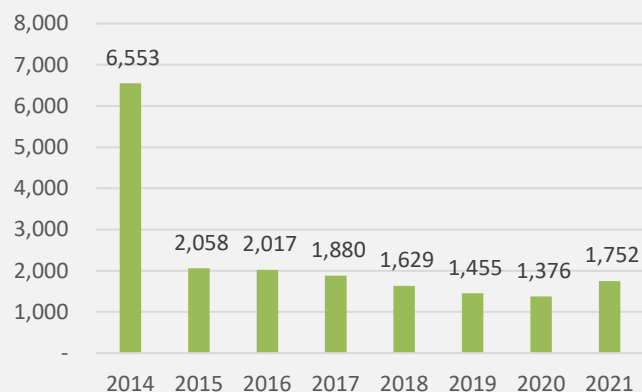
In order to catch the upward wind of the industrial globalization, Taipei City Government makes a plan for the Taipei Technology Park, a zone that connects key industries, such as ICT and biotech, into a network, and creates more opportunities and advantages for these industries to face the global competition.

The Taipei Technology Park is comprised by the Nankang Software Park, the Neihu Technological Park and the South Dawan Industrial Park. The Neihu Technological Park has the largest area among all, and it currently occupies 81.95 hectares. Since it was developed at the earliest, many enterprises chose the Neihu Technological Park to set up their headquarters and R&D centers. The Nankang Software Park is set to be the “Software Development Center of Asia-Pacific Region”, and most of the companies resided in this area are in biotech, IC design, or digital content/software industries. The Nankang Software Park has 8.1 hectares; it provides a fully functional business environment, and constantly introduce companies provided supportive services into this park to improve its functions even further. The residential quantity, the employee worked in, and the overall annual revenue of the companies in both the Neihu and Nankang parks are continuously setting new record every year, and the scale of the industries and business opportunities are growing as well. In the future, the implementation of the Eastern District Project and the completion of the Nankang Mega Station will be the center of this developing area, with the National Biotechnology Research Park of Academia Sinica and Nankang Biotechnology Park surrounded. The energy of this area will fuel the Taipei City with new economic power.

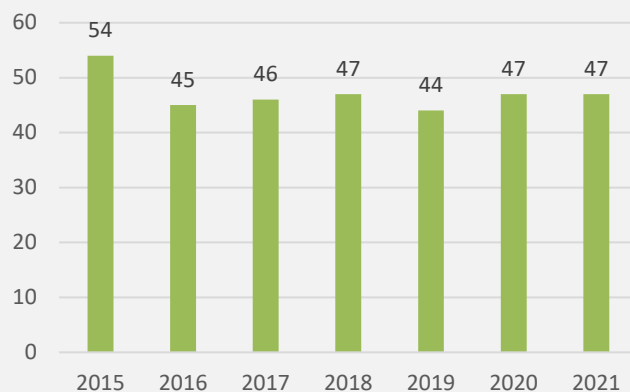
Economy

Innovation and Entrepreneurship

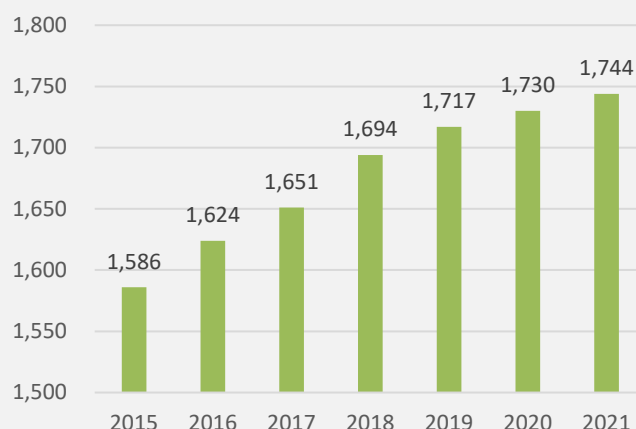
2014-2021 Quantity of Taipei City Patent Registrations (Unit: Number)



2015-2021 Quantity of R&D Centers in Taipei City (Unit: Number)



2015-2021 Quantity of IPO filings in Taiwan (Unit: Number)

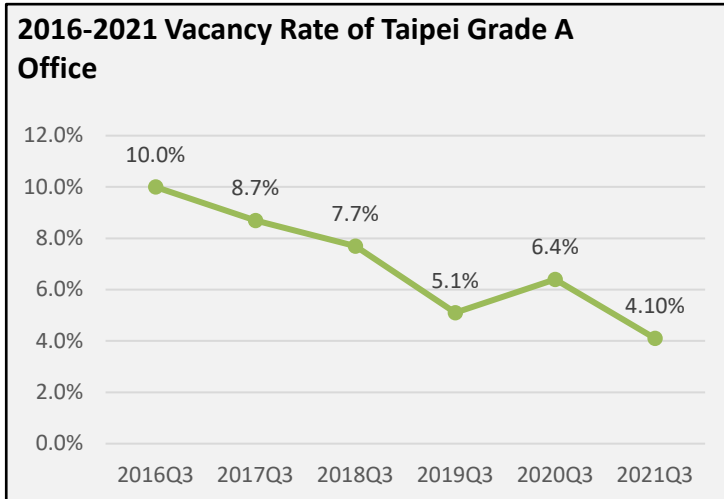
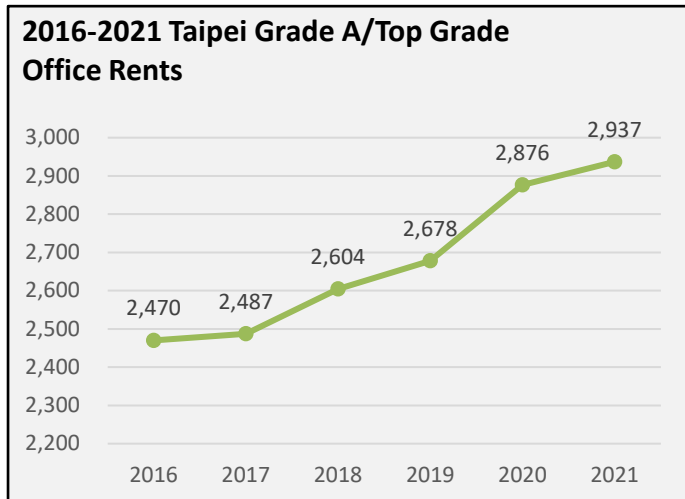


To improve its product quality, process efficiency, and business profits, enterprise usually invest large amount of capital and manpower in order to achieve technology breakthrough. In 2021, there were 275 enterprises establishing R&D centers in Taiwan, and 47 of them were located in Taipei, a 17% of the national total. For the top 20 enterprises

which spent the most R&D budget nationwide in 2018, the overall R&D budget was USD 14.2 billion. 5 of these 20 companies established their headquarters in Taipei, and the R&D budget of these companies was USD 1.9 billion. For the entrepreneurship activities, there are 278 venture capital firms located in Taiwan, 216 venture capital firms registered in Taipei City.

Economy

Office Space



The demand for commercial offices in Taipei City mainly focusses on financial, electronic, and medical industries. Although affected by COVID-19 pandemic in 2020, many companies are downsizing, but the vacancy rate of Taipei Grade A office is still low and the average of office rents continue to rise. Moreover, more than 29,000 pings of Class A commercial offices were released in 2021 and the rent is less than one half of that in Tokyo and Hong Kong.

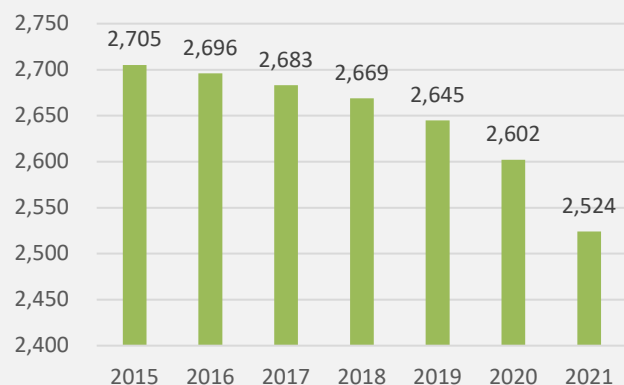
While the rent and demand of the overall commercial offices in the city have grown steadily in recent years, with an average rental amount of NTD\$2,937 per ping.

The infrastructure in Taipei City is also complete and the water supply is stable with an average unit price of USD\$0.39 per degree and the business electricity is USD\$0.09 per degree on average, which is lower than that in Japan and Korea. Both the operational costs and environment are competitive.

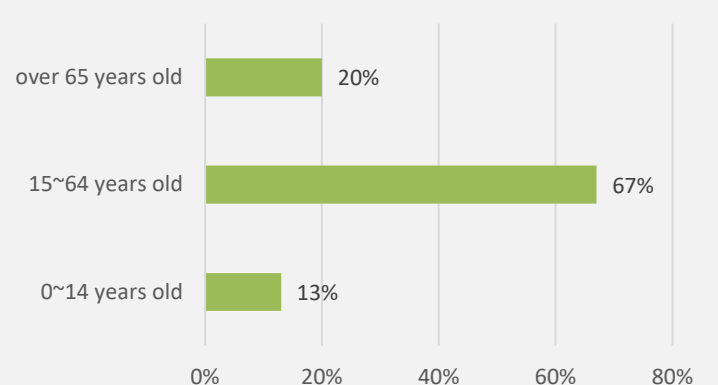
Society

Population and Professionals

2015-2021 Population of Taipei City
(Unit: 1,000 people)

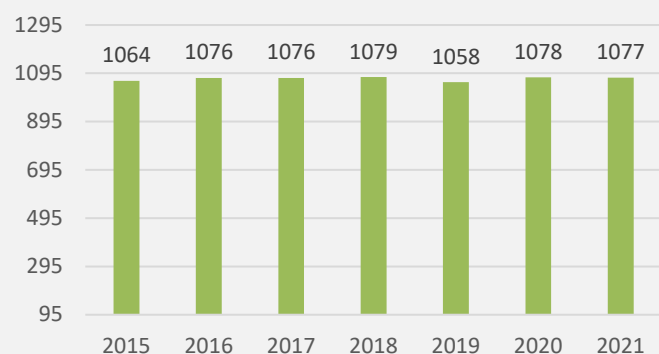


2021 Taipei City Residents Age Distribution
(Unit:%)



The population of Taipei City is about 2.5 million. For the last 5 years, the ratio of senior residents over 65 years old had slightly increased from 19% to 20%. The ratio of young residents under 15 years old had kept on 13%. The ratio of the residents between 15 to 64 years old had slightly decreased from 68% to 67%. As for the labor force participation rate, it had increased to 57.7%. Particularly, the labor force participation rate for female had reached 52%, a new record for Taipei City.

2015-2021 Headcounts of Employees in Taipei who Possess a College Degree or Higher
(Unit: 1,000 people)



Higher education is a common resource in Taipei. 80% of the Taipei residents have had higher education or further, and the ratio is 1.7 times above the national average. The education resource is also abundant in Taipei, and the quantity of university and college is close to 30. Taipei City has attracted the most outstanding people in the nation, and gathers many professionals with high-tech talent. In

2016, the workforce with college degree or higher had exceeded 1.07 million in Taipei. The professionals in ICT, science, and medical fields was as many as 240,000. They are the core strength of technology innovation and business profit in Taipei.

Taipei is one of the most important cities in Asia. It has attracted professionals from many countries to work and stay, and this enriches the diversity of professional workers in Taipei. According to the Ministry of Labor, there are 41,000 foreign professionals working in Taiwan at the end of 2021. To see the working location, Taipei City accounted for the 39%, followed by Taichung City (11%) and New Taipei City (10%); three together accounted for 60%.

In order to attract more international professionals to live and work in Taiwan, the Legislative Yuan passed the “Act for the Recruitment and Employment of Foreign Professionals” on February 8, 2018. It loosens the original restrictions to foreigners for work, visa, and residency permission in Taiwan, and also it lays out the plan for retirement, health insurance, and tax benefits. The goals are to assist domestic enterprises to deploy globally, to enhance the technology innovation of local industries, to expand the international vision of the domestic residents, and to increase job opportunities.

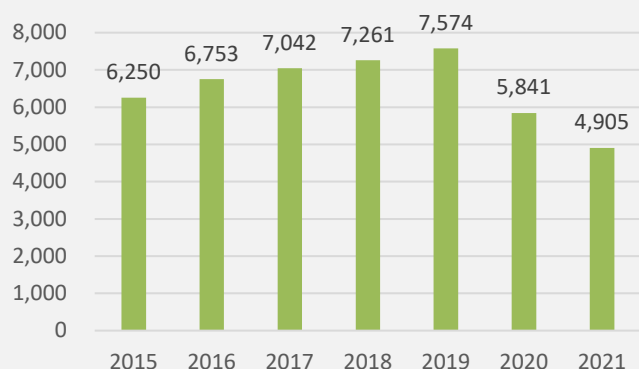
Act for the Recruitment and Employment of Foreign Professionals	
Relaxation on Job, Visa, and Residency Regulations	<ul style="list-style-type: none"> ■ For a foreign professional who plans to engage in professional work in Taiwan, and who needs a long period to seek employment, issue an “employment seeking visa” to grant him/her to stay for up to a maximum period of six months ■ For a foreign professional who has been approved for permanent residence, relax the requirement to reside in Taiwan for at least 183 days each year.
Relaxation on Special Professional Requirements	<ul style="list-style-type: none"> ■ A foreign special professional who plans to engage in professional work within the State may apply to the National Immigration Agency, Ministry of the Interior, for a four-in-one Employment Gold Card that combines work permit, resident visa, Alien Resident Certificate and re-entry permit. ■ The employment permit of a foreign special professional hired to engage in professional work shall be for a term of up to five years. When continuation of the employment is necessary, the employer may apply for an extension.
Residency of Parent, Spouse, and Children	<ul style="list-style-type: none"> ■ Where a foreign senior professional applies for permanent residency, the person’s spouse and minor children may apply for permanent residency. A lineal ascendant of a foreign special professional or the person’s spouse may apply for a visitor visa, and the length of stay may be extended to a maximum of one year.

Retirement Guarantee	<ul style="list-style-type: none"> Foreign professionals who are hired to engage in professional work, and who have been approved for permanent residence, shall be included in the retirement pension system. A foreign professional who is currently employed as a full-time, qualified, paid teacher within the authorized manning strength of a public school, and who has been approved for permanent residency, shall have his/her retirement governed by the retirement regulations for public school teachers, and may opt for either a one-time lump sum pension payment or a monthly pension.
Health Insurance	<ul style="list-style-type: none"> A foreign professional's spouse and minor children, and children over twenty years old who are unable to live independently due to physical or mental disability, having obtained documentary proof of residence, shall participate in National Health Insurance without being subject to the requirement of a full six months of residence.
Tax Benefit	<ul style="list-style-type: none"> A foreign special professional who has for the first time been approved to reside in Taiwan for the purpose of work, and having salary income of more than NTD 3 million, then within 3 years the part of salary income above NTD 3 million shall be halved in amount in the computation of total income for the assessment of individual income tax liability.

Society

Culture and Art

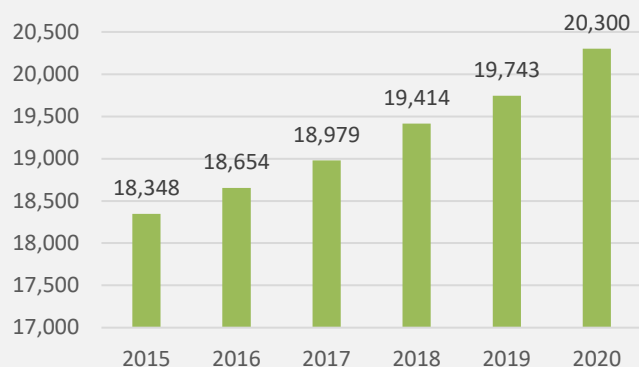
2015-2021 Taipei City Art and Culture Performances(Unit: 1)



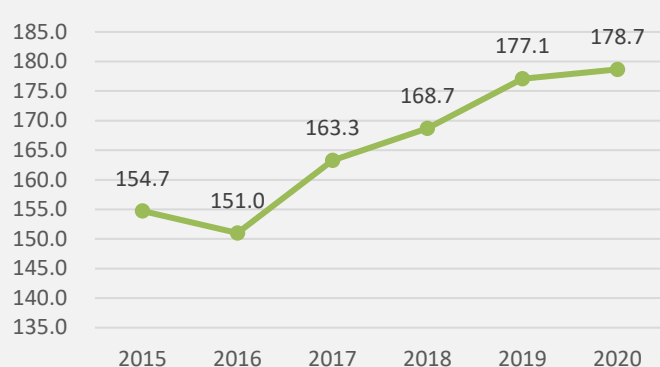
2015-2021 Taipei City Art and Culture Performance Attendance(Unit: 1000 attendee)



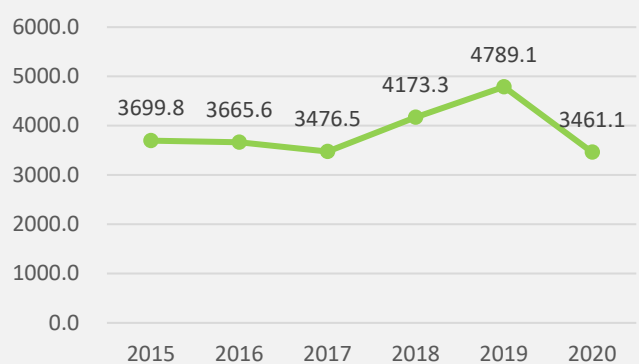
2015-2020 Quantity of Art and Creative Industry businesses in Taipei (Unit: Number)



2015-2020 Revenue for Taipei City Art and Creative Industry(Unit: 100 million USD)



2015-2020 Taipei City Family leisure, cultural, and education expenditure(Unit: USD)



Taipei has been the center of the art and cultural activities in Taiwan for years, and it is the city where culture flourishes the most in the Chinese community. Art villages in Taipei provide places for intercultural communication, and multiple cultural attractions, such as the Taipei Arena, the National Theater, the National Concert Hall, and several cultural creativity parks, have provided

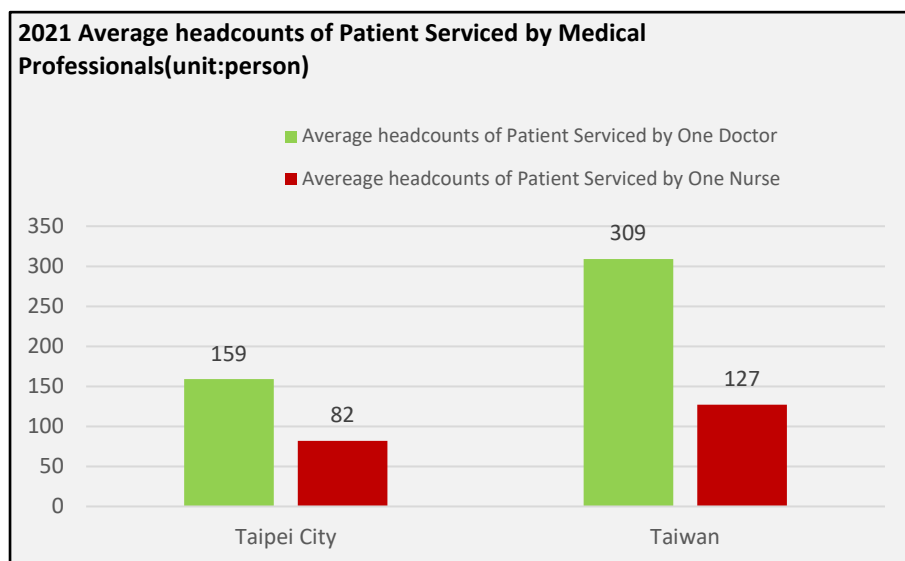
performing stages for art and culture events. Taipei also hosts several art and cultural ceremonies which are very influential in Chinese community. For example, the Golden Horse Awards, the

first and the most prestigious Chinese movie awards in the world, and the Golden Melody Awards, the music awards for Mandarin music and performers.

As Taiwan's capital of art and cultural activities, the quantity of companies in the cultural and creative industry in Taipei have been continuously growing for several years, and so is their revenue. In 2021, 11.5% of the art and cultural events were taken place in Taipei, and the attendees of these events were 15% of the national total. The expenditure on leisure, cultural, and educational activities of a Taipei family was 1.7 times the national average, 9.36% of the total household expenditure, and 7% of the household income. The residents in Taipei enjoy the art and cultural events very much. In 2021, due to the pandemic, the number of art and culture performances and art and culture performance attendance decreased by 11% and 26%.

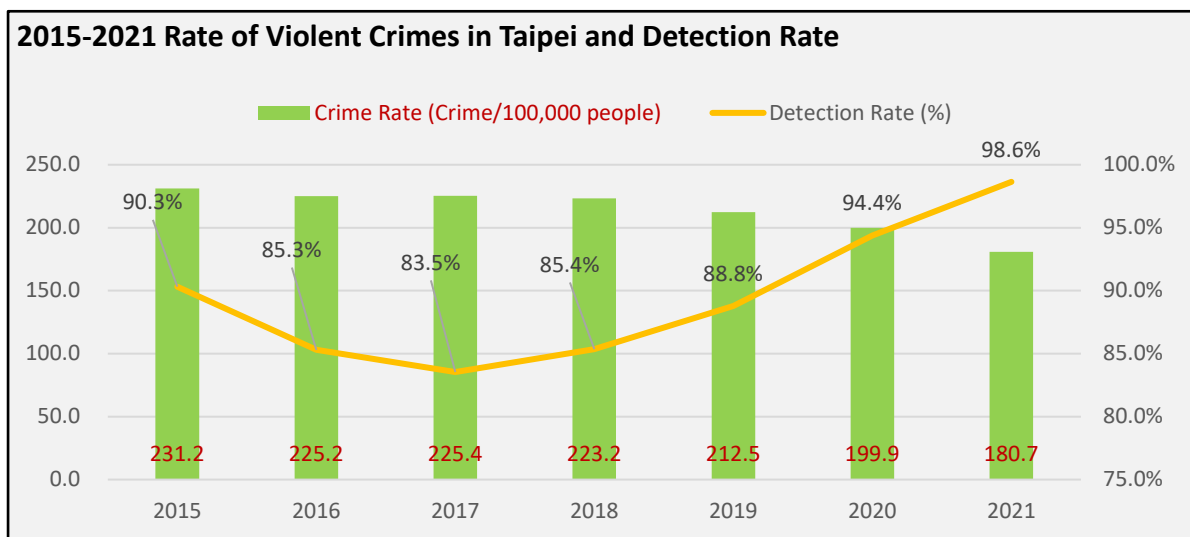
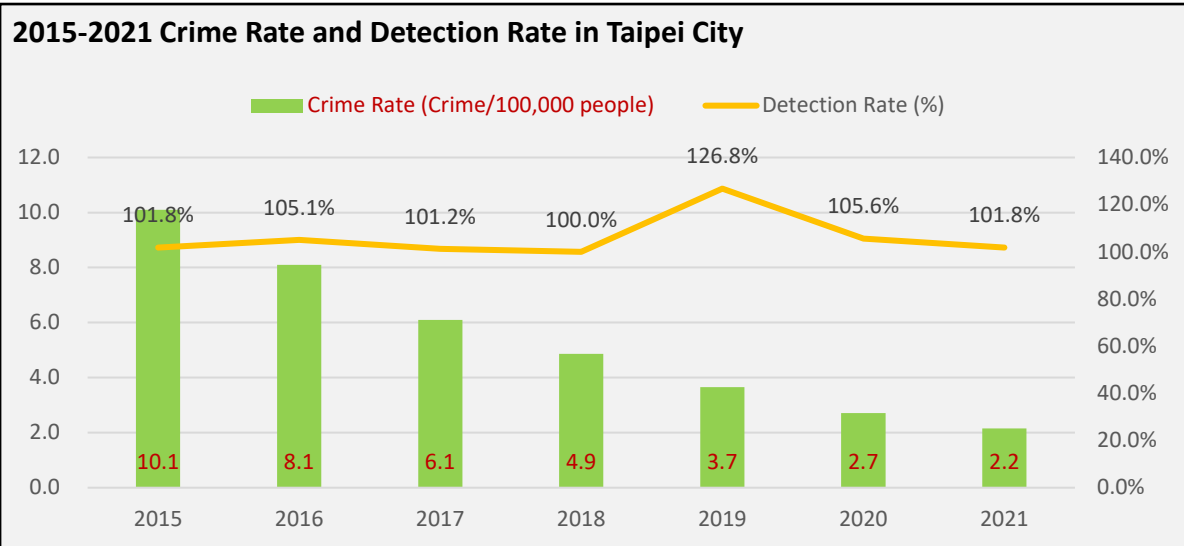
Society

Quality of Health and Safety



There are 37 hospitals, 8 of them are medical centers, and 3,697 clinics located in Taipei City. The quantity of the medical practices in Taipei is 16.7% of national total. In average, there are 247.61 medical professionals to serve every 10,000 residents, and it is 1.7 times the national average. The density of medical professionals is as high as 229.97 per square kilometer, and it is way above the national average, which is 9.63 per square kilometer. The availability of medical resources in Taipei City is the top of the nation.

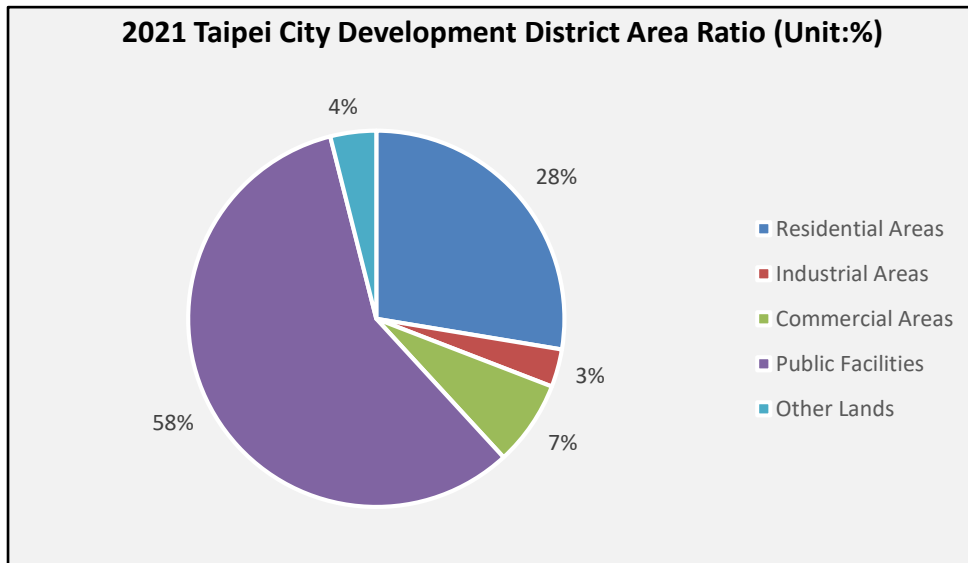
National Health Insurance Plan is a mandated social benefit administrated by Taiwan government. The coverage of the health insurance is 99% nationwide, and the coverage for Taipei residents has exceeded 99.95%. For a non-resident, one is eligible to be covered by the National Health Insurance Plan when the length of stay has exceeded 6 months. For a foreigner who is legally hired to work in Taiwan, one can be covered by the National Health Insurance Plan on the first day of the employment, and share the same medical resources and benefits as any Taiwan citizen.



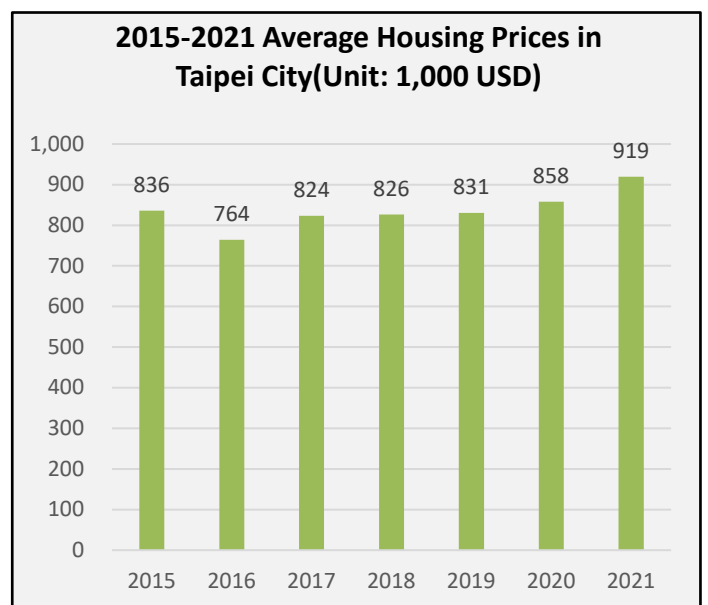
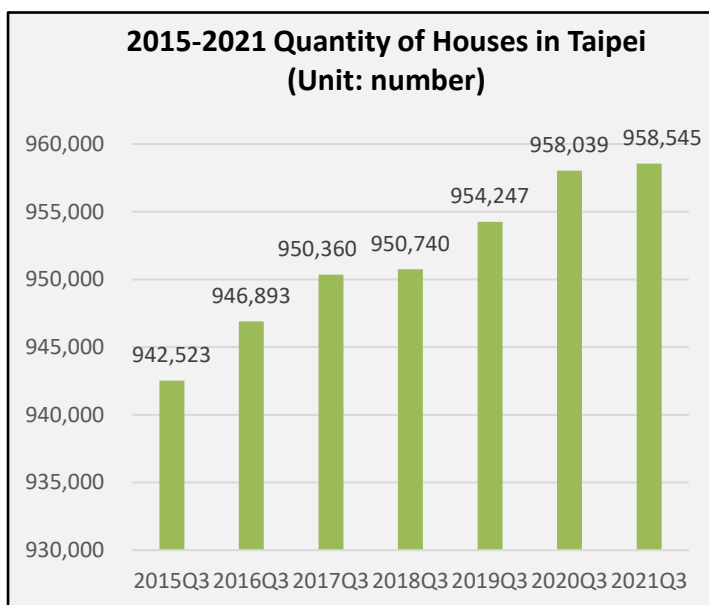
The crime rates of violence and theft in Taipei are gradually dropping in recent years. The detection rate of violent crime is keeping above 100% (including cases from other jurisdictions). The detection rate for theft also reaches above 83%. There are more than 9,000 police officers assigned in Taipei City, which is 14% of the nation's police force. In average there are 31.43 police officers for every 10,000 residents. Therefore, the urban security index in the 2021 Numebo database revealed that Taipei City was ranked on 2nd, which indicated that Taipei is a very safe place to stay and work.

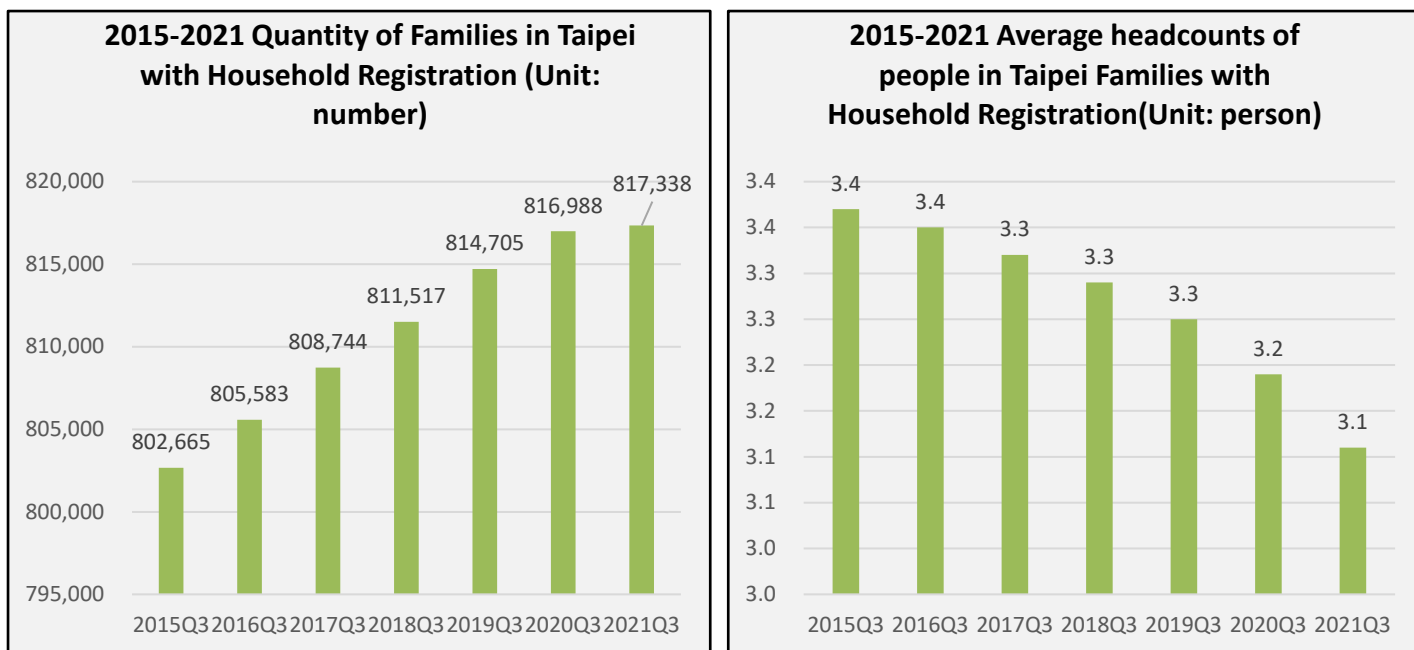
Place

Land Use and Living



Taipei City has the highest population density in Taiwan, with a total area of approximately 272 km² and 9,288 persons per km² on average. The urban planning area is divided into land for public facilities (58%), residential areas (28%), commercial areas (7%), industrial areas (3%), and other lands (4%) based on the position, use model, and future development trend.





The rise in the total price of residences in Taipei City has been slower in recent years. The residence number with households registered in Taipei City has gradually increased from 2013 to 2021 Q3.

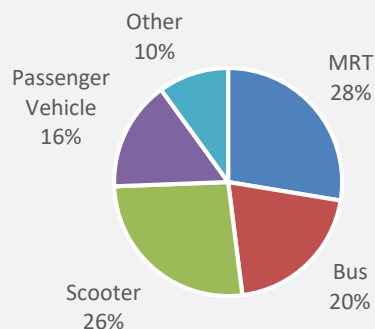
The total quantity of house available in the third quarter of 2021 was increased compared to the same period in a year before. The total quantity of house under new construction, expansion, remodeling, and repairs was 2,030 units, which increased 3.94% compared to the same period in a year before. The real estate transactions were more often than usual, and the transactions was increased 5.01% compared to the same period in a year before.

As for the rental market, using 2016 as the baseline, the domestic rental index in the first quarter of 2021 was increased to 106.64%, a new record high. The rent of a studio in Taipei was USD 36.5 per square meter per month in average.

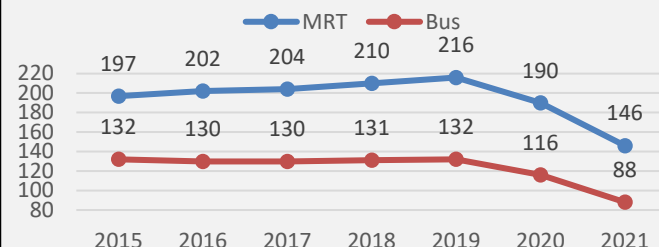
Place

Traffic and Internet

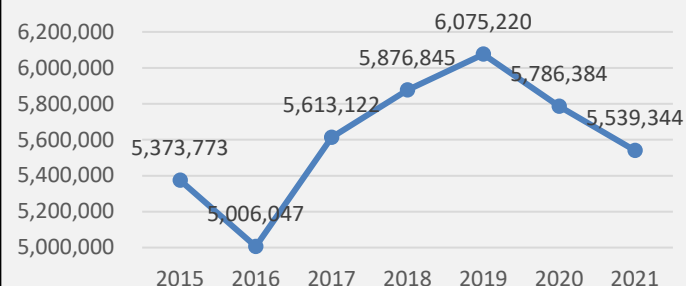
2021 Public Transportation Usage Ratio in Taipei City (Unit: %)



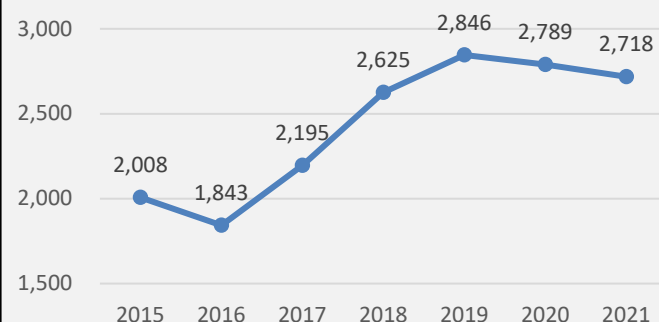
2015-2021 Greater Taipei Metropolitan Area Average headcounts of MRT and Bus Users Per Day (Unit: People)



2015-2021 Average Number of High Speed Rail Users at Taipei's Stations (Unit: People)



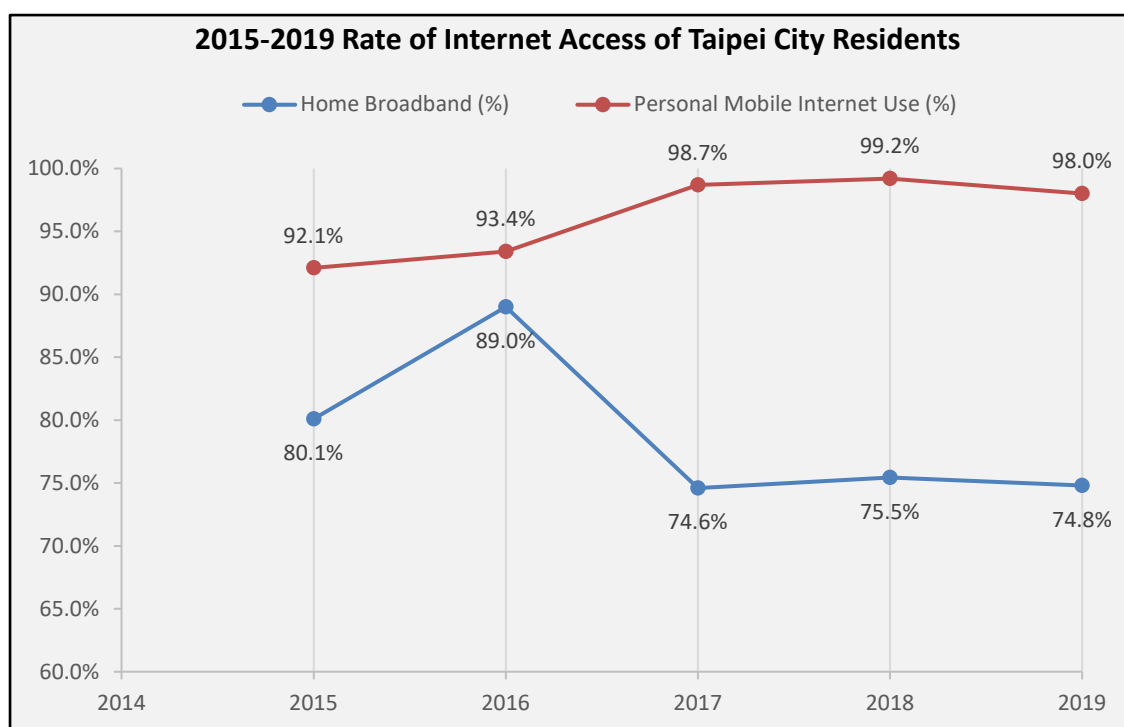
2015-2021 Counts of Bicycle Rentals in Downtown Taipei (Unit: 10,000 counts)



Taipei City has a convenient and advanced public transportation system. Based on a 2021 survey, 50.1% of the Taipei residents were taking public transportation as their major transport method for travel. It was the highest ratio among cities in Taiwan. The most frequent used transport systems were MRT and city bus, and usage rate for both systems was as high as 78.7%. The MRT route network covers all districts in Taipei City and some districts in New Taipei City. The total length of the MRT routes is around 152.3 kilometers, and the punctuality rate is 99.8%. City bus system has organized more than 280 routes around the city and the neighboring areas, and it creates a highly-developed transportation network within the Greater Taipei Metropolitan Area.

Aside from MRT and city bus, the major public transportation to other cities are railways (TRA) and Taiwan High Speed Rail (HSR). Both systems are passing through Taipei, and they connect major cities and towns within Taiwan. The TRA and HSR stations in Taipei City are the busiest stations of all, and have more daily passengers than other stations. It reveals that many commuters are traveling between Taipei City and the neighboring areas every day.

Taipei also owns a well-designed bicycle sharing system and bicycle trails. There are currently 1,249 bicycle sharing stops (U-Bike) within the city, and more than 23,000 bicycles available for sharing. The total length of the bicycle trails in Taipei is 397.64 kilometers. It reveals the determination of the Taipei City Government to carry out its green transportation policy

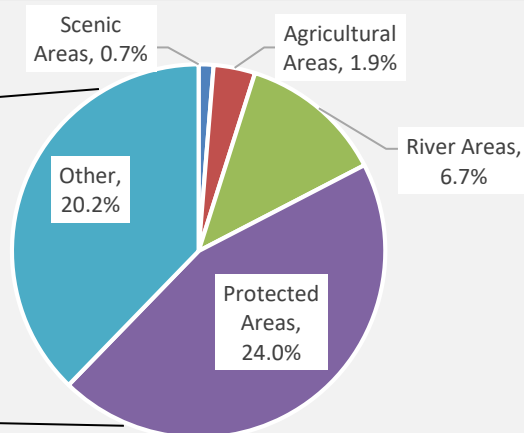
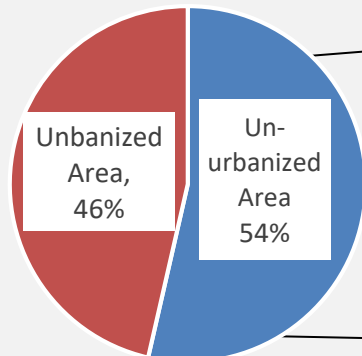


The rate of internet access in Taiwan is about 90.4%. As a highly digitalized city with the advantage of easy access to internet, the Household internet access rate in Taipei has reached as high as 98.7%, and the majority of that is via broadband service. The rate of mobile internet access from personal device is also growing significantly these years. The purposes of accessing mobile internet are instant message and social media (95.9%), Internet phone (89.8%) and stream video (87.1%).

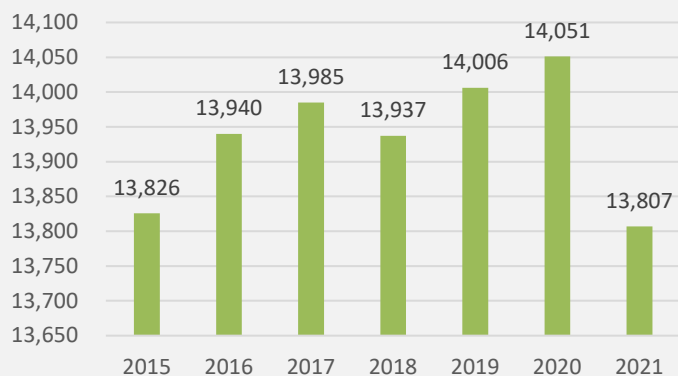
Place

Environment

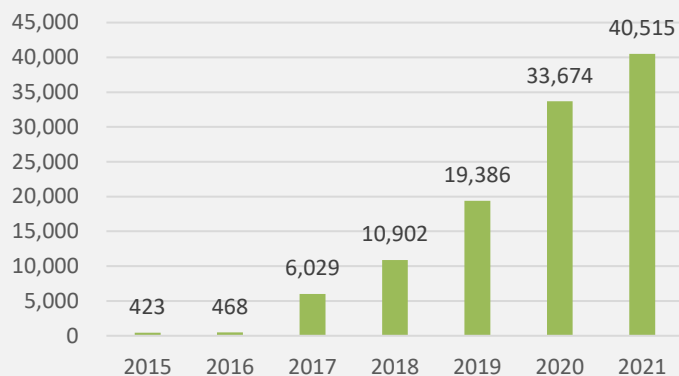
Taipei City Land Use (Unit:%)



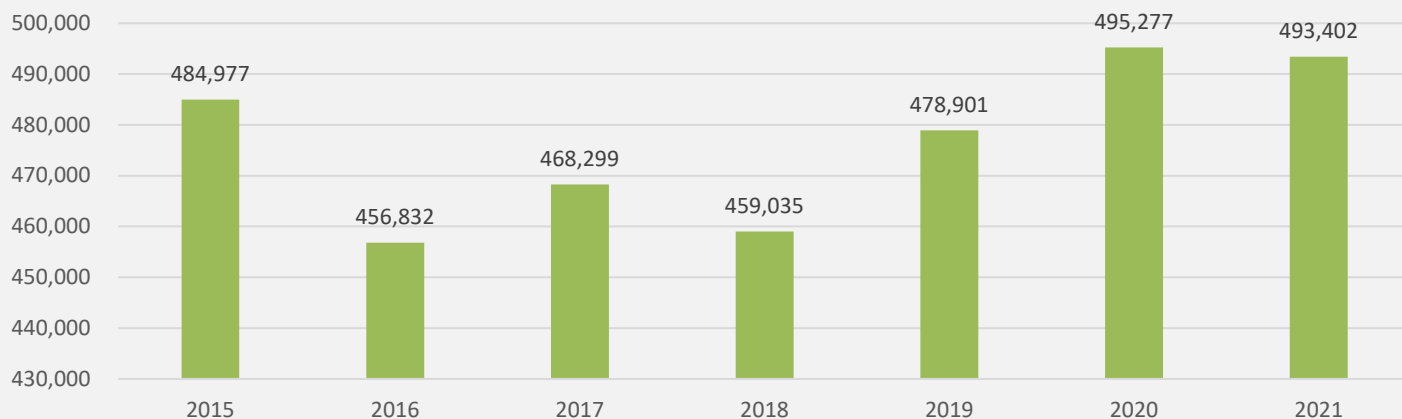
2015-2021 Area of Taipei Green Lands(Unit: HA)



2015-2021 Capacity of Taipei Solar Power Equipment (Unit: kW)



2015-2021 Quantity of Recycled Resources in Taipei(Unit: metric tons)



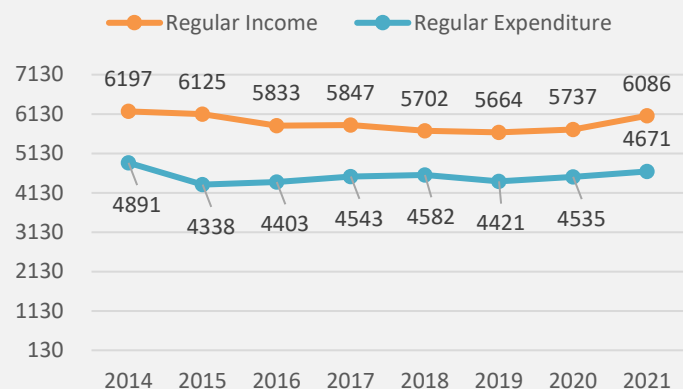
The green lands of a city, including parks, grasslands, sports fields, educational playgrounds, riverside parks, scenic areas, and national parks, are places for residents to relax and rest. The quantity of green lands in the city is somewhat reflected the quality of life of the city residents, and it is the more the better. Around half of the lands in Taipei City is categorized as non-urban land, such as mountains or hills, and it is further categorized as protected area, river area, and scenic area. The total area of green lands in Taipei City is decreased in 2021. In average every 10,000 residents can enjoy 55 hectares of green space. As for waste disposal, the disposal rate of garbage is 100% in Taipei, the quantity of recycled resources is 493,402 metric tons, and the recycling rate of recyclable waste is more than 64.97%. To reach the goal of reducing waste quantity, Taipei City Government implements the policies of collecting waste disposal fee by selling special-purpose trash bag, and enhancing the recycling sorting process. The rate of sewage treatment is over 87.44%. As for the air quality, the density of particulate matter in Taipei was 24.50 microgram per cubic meter in 2021, lower than the national average of 42.50 microgram per cubic meter.

Taipei City Government has been aggressively pushing for saving energy and reducing CO₂ emission these years. It encourages both residents and enterprises to install solar power generation equipment, and provides funding for those installation projects. The policy successfully increases the solar power generation capacity as 40,515kW in Taipei.

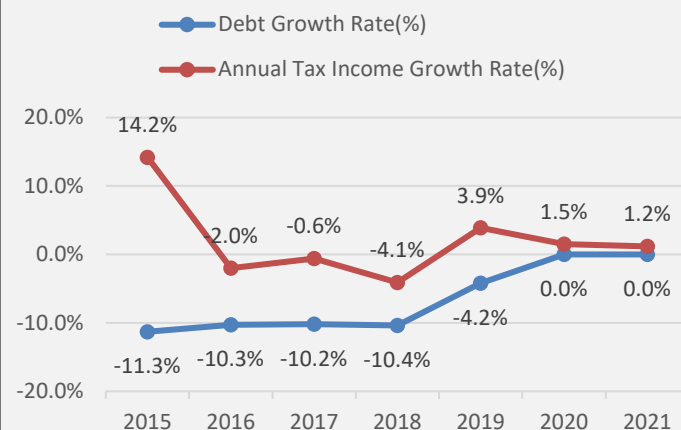
Governance

Finance

**2014-2021 Taipei City Government
Regular Income and Expenditure (unit:
million USD)**



**2015-2021 Taipei City Government Tax
Income and Debt Growth Rate**

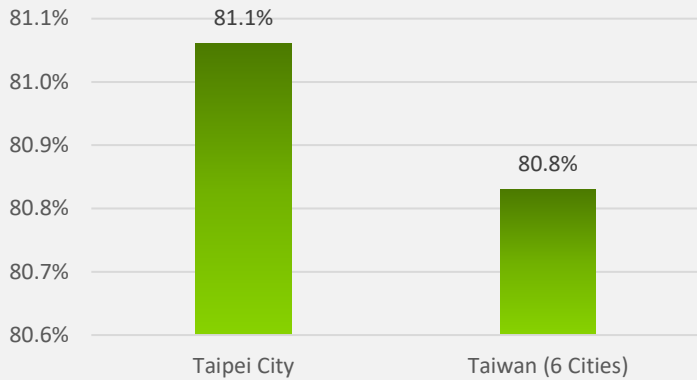


The Taipei City Government is dedicated to increase income and cut costs. The amount of municipal debt is under crucial scrutiny and control. Taipei is the financially healthiest city in Taiwan. Along with creating a competitive environment for trade and entrepreneurship, the Taipei City Government is also dedicated to encourage citizen to participate more actively on public affairs, to expand the communication channels of public policies, and to enhance the efficiency of civil service.

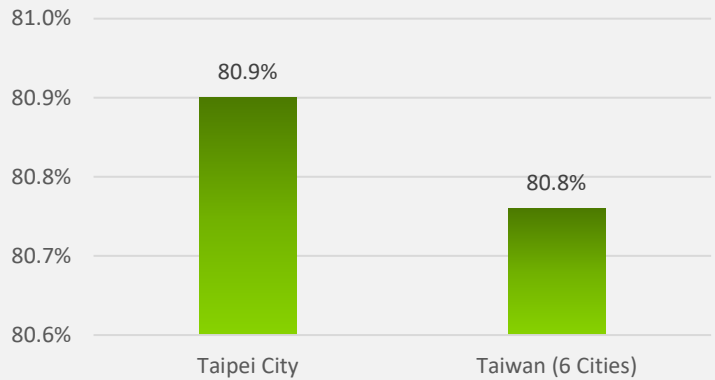
Governance

Civil Participation

2018 Voting Rate (for Mayor) in Taiwan's Municipalities



2018 Voting Rate (for city senators) in Taiwan's Municipalities



The governance of Taipei City Government is a combination of participatory democracy and digital service. It changes the old pattern of policy making and replaces it with a new model.

Participatory Budget

Taipei residents can initiate a process for project proposal, review, and polling. The Chief of Village and Councilmen can join in any stage, communicate with the participants, and provide evaluation and suggestion for the agenda. When a project has passed the final stage, it will be carry out in the same fiscal year if the budget is feasible, otherwise the project will be placed in the budget review process for next year.

i-Voting Internet Voting

Taipei residents can participate in municipal policy making via i-Voting system. The pattern of participation includes proposed a motion, seconded a motion, and joined discussion. The final polling of the motion will be submitted to responsible authority for policy reference.

Youth Affairs Committee

The Taipei City Government found a selection committee for selecting 10 youths, who signed up and recommended themselves on line, to join the Youth Affairs Committee. Through the communication and brain storming within the committee, the government is able to collect opinions from young adults when a policy is in its early stage. It also shapes the policy to become more in favor to youths of Taipei City.

Advisors

To implement policies and enhance governance quality, Taipei City Government has appointed several academic scholars and community leaders as advisors for consultation on city governance.

Appendix A: International Assessments of Taipei

Economic Development

■ No.24 Global Cities Outlook 2021/ A.T. Kearney

A.T. Kearney, an international consulting firm established for more than 90 years, published the Global Cities outlook 2021. This ranking of 130 cities was based on the assessment of private welfare, economy, innovation, and governance. Taipei was ranked the 24th.

■ No.46 Sustainable Cities Index 2022 / Arcadis

Comparing 28 indexes of the social, environment, and economic side, Arcadis, a British consulting company, assessed 100 cities, and published the Sustainable Cities Index, where Taipei was the 4th in Asian rankings, #46 in overall rankings, which is better than Kuala Lumpur and Beijing.

■ No.66 Global Financial Centers Index , GFCI 2022 / Z/Yen Group

The well-known British think tank, Z/Yen Group, assessed the overall competitiveness of 104 global cities with financial centers, and published the Global Financial Centres Index , GFCI 2019. The assessment categories include business environment, finance industry development, basic infrastructure, human capital, etc. Taipei was the 66th of the 104 cities in global, and 15th in the Asia-Pacific region, which is better than Manila, Jakarta, Nanjing, and New Delhi.

Technological Development

■ No.4 IMD Smart City Index 2021 / Lausanne Business School

In November 2021, Lausanne Business School announced that Taipei stands in 4th place among 118 global cities surveyed in the IMD Smart City Index. This survey was jointly completed by the Business School of Lausanne and the Singapore University of Technology and Design. It mainly focuses on the intuitive experience of smart cities, application and technology. Under the pandemic, it also includes how technology solves health, safety, socialization and working environment.

■ No.5 IESE Cities in Motion Index 2020 / IESE Business School

The Spanish IESE Business School assessed 80 countries, 174 cities around the world, and developed the IESE Cities and Motion Index based on the criteria of technology, environment, social cohesion, and workforce capital. Taipei was No. 5 in Asia and No. 27.

■ No.19 Top 50 Smart City Governments 2021 / Eden Strategy Institute

Eden Strategy Institute announced that Taipei City stands 19th place among 50 global smart Cities and 7th in Asia surveyed in the Top 50 Smart City Governments, surpassing such famous cities as Tokyo, Berlin, Milan, Seattle, Hong Kong, Chicago and so on.

■ No.51 Global Talent Competitiveness Index 2021 / INSEAD, The Adecco Group and Tata Communications

Taipei was included in the Global Competitiveness Index (GTCI) published in January 2021 by the collaboration of the Europe INSEAD Business School, Adecco Group and Tata Communications with great performance, ranking 46th globally after Tokyo, surpassing such famous Asian cities as Hong Kong, Beijing, Nagoya and so on.

City Life

■ No.2 The National Health Care Systems in 2022 / CEOWorld

According to the ranking published by the well-known global magazine CEOWorld, which focuses on national health care systems, Taiwan was ranked 2nd.

■ No.3 The best and worst cities for expats in 2022 / InterNations

The biggest expat website, InterNations, announced its “Expatriate Insider City Ranking: The best and worst cities for expats in 2022,” with Taipei ranking at #3 in the areas of solid medical care, convenient transportation, friendly personnel exchange, energetic business prospects, and affordable living costs.

■ No.3 The best country for living and employment / Expatriate Insider

The expat website, InterNations, in Munich, Germany published an annual report known as the "Expatriate Insider". In this report, Taiwan was rated as the top “Ranking of 2022’s Best Country for Living and Employment”. This year, over 20,000 expats responded to a survey on 64 countries from the perspective of quality of life, employment conditions, ease of settling in, cost of living, and family life. As a result of the survey, Taiwan reclaimed its top rank as seen in 2016. The reasons for Taiwan’s popularity include good medical care, quality of life, and employment opportunities.

■ No.6 Top Millennial-Friendly Cities in Asia-Pacific 2019 / ValueChampion

The Singapore financial analysis website, Value Champion, first published the “Top Millennial-Friendly Cities in the Asia-Pacific” in February 2019. It scores and ranks 20 major cities in the Asia-Pacific area from three major perspectives including employment prosperity, affordability of living costs, and the quality of life, based on the data analysis of economic scholars, the world economic forum, and world health organization such as institutions. Taipei City received 6th place and surpassed Seoul, Sydney, Beijing, and Shanghai. Among them, the performances in terms of evaluation from “affordability of living costs” and “quality of life” were great and the city continuously heads towards livability and sustainability.

■ No.15 Quality of Life Index Asia 2022 / Numbeo

According to the global statistics storehouse Numbeo's Quality of Life Index 2022, Taipei was the 15th among the 29 Asian cities that were taken into consideration. This was higher than Seoul, and Hong Kong. Out of the 59 cities that were considered for healthcare, Taipei placed 1st. Taipei's safety was even more outstanding, placing No. 4 out of the 59 cities considered, only falling behind Qatar.

■ No.16 2022 World's Best Cities / World's Best Cities

According to the latest "2022 World's Best Cities" report released in October 2022, London of United Kingdom ranked at #1. London has won the honor of being the champion for 6 consecutive years, known as the "capital of capitals". There were 11 Asian cities listed on the top 50 cities, and Taipei City ranked at #16.

■ No.33 Liveability ranking and overview 2021 / The Economist Intelligence Unit

According to Liveability ranking and overview 2021 published by The Economist Intelligence Unit, Taipei City ranked at #33 globally. The total ranking of Taipei is next below Tokyo, Osaka in Japan in the East Asia, meanwhile surpasses Singapore. Amongst all the indicators, it gets a full score of 100 points for education.

■ No. 84 Quality of Living Rankings 2019 / Mercer

Mercer, the most widely distributed human resources management consulting organization, assessed global cities based on political stability, medical treatment quality, educational systems, city crime and convenience of traffic in their Quality of Living Rankings 2019. Out of the 231 cities, Taipei placed 84th, higher than Shanghai and Beijing.

Freedom

■ Free Country Freedom in the World Scores 2019 / Freedom House

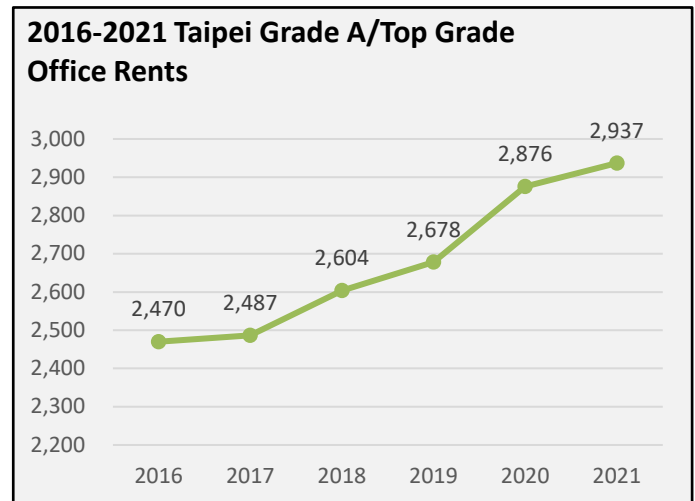
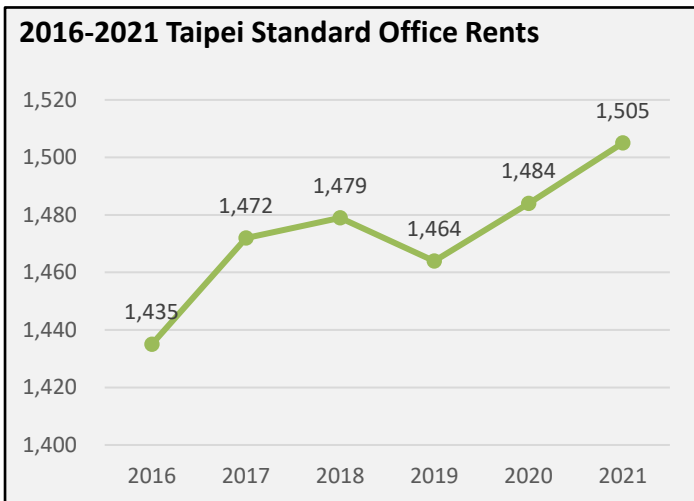
Taiwan was listed as a free country. Out of a score of 100, Taiwan's freedom level earned a 93, which was higher than the 86 obtained by the U.S.

Appendix B: Investment Promotion Offices

Service Center	Services	QR Code
Invest Taipei Office website : http://invest.taipei Tel : (02)2757-4518 、 (02)2757-4519	<ul style="list-style-type: none"> ■ Enterprise investment consulting ■ Resource Integration ■ Investment Obstacle Removal 	
Taipei Smart City Project Management Office website : https://smartcity.taipei/ Tel : (02)2627-1916	<ul style="list-style-type: none"> ■ Innovative technology application ■ Resource Integration ■ Opening Experimental Spaces 	

Appendix C: Operating Costs in Taipei

Operating Costs	
Standard Office Rent	1,505 NTD/Ping
Grade A / Top Grade Office Rent	2,937 NTD/Ping
Cost of Water	0.39 USD/Unit
Cost of Electricity for Business Use	0.09 USD/kwH
Profit-seeking Business Income Tax	Highest: 20%
Individual Income Tax	Highest: 40%
Undistributed Earnings Tax	5%



Standard of Data Formation

1. This handbook uses the ratio of 1 USD: 30.1 NTD to calculate dollar values.
2. Percentage calculations are carried out to 1 place after the decimal and rounded to whole number.

Reference

■ Bibliography

1. A.T. Kearney. (2021). Global Cities 2021.
2. Arcadis. (2022). Sustainable Cities Index 2022.
3. CEOWorld (2022). The National Health Care Systems in 2022.
4. Eden Strategy Institute (2021). Top 50 Smart City Governments 2021.
5. Expat Insider (2022). The best Country for living and employment.
6. Freedom House. (2019). Freedom in the World Scores 2019.
7. IESE Business School. (2020). Cities in Motion Index 2020.
8. INSEAD, The Adecco Group and Tata Communications. (2020). Global Talent Competitiveness Index 2021
9. InterNations. (2022). The best and worst cities for expats in 2022.
10. Lausanne Business School. (2021). IMD Smart City Index 2021.
11. Mercer. (2019). Quality of Living Ranking 2019.
12. Numbeo. (2022). Quality of Life Index Asia 2022.
13. The Economist Intelligence Unit. (2021). Liveability ranking and overview 2021.
14. ValueChampion. (2019). Top Millennial-Friendly Cities in Asia-Pacific 2019.

15. World's Best Cities (2022). 2022 World's Best Cities.
16. Z/Yen Group. (2022). Global Financial Centres Index.
17. Department of Economic Development, Taipei City Government (2018) ° 2018 Industrial Survey and Analysis Report of the Taipei Technological and Industrial Parks.
18. Department of Economic Development, Taipei City Government (2020) ° 2020 Survey Project for Taipei Science and Technology Industrial Park and Biotechnology Industry

■ Internet Materials

1. Meettaiwan, Website: https://www.meettaiwan.com/zh_TW/miceSupplier/index.html?.
2. Numbeo, Website: <https://www.numbeo.com/cost-of-living/>.
3. Election Database, Central Election Commission, Website: <http://db.cec.gov.tw/>.
4. Platform of Real Estate Information, Ministry of the Interior, Website: https://pip.moi.gov.tw/V2/Default.aspx#sec_tab1_table4.
5. National Immigration Agency, Ministry of the Interior, Website: <https://www.immigration.gov.tw/lp.asp?ctNode=29699&CtUnit=16434&BaseDSD=7&mp=1>.
6. Market Observation Post System, Website: <http://mops.twse.com.tw/mops/web/t146sb05>.
7. Statistical Data of Cultural Affairs, Ministry of Culture, Website: <http://stat.moc.gov.tw/>.
8. Taiwan Venture Capital Association, Website: http://www.tvca.org.tw/information/situation_domestic.
9. Taipei World Trade Center, Website: <http://www.twtc.org.tw/>.
10. Taipei Nangang Exhibition Center, Website: <http://www.twtcNankang.com.tw/zh-tw/>.
11. Taiwan Power Company, Website: http://www.taipower.com.tw/content/new_info/new_info01.aspx.
12. National Statistics, Directorate-General of Budget, Accounting and Statistics, Executive Yuan, Website: <http://statdb.dgbas.gov.tw/pxweb/Dialog/statfile9.asp>.
13. Population and Housing Census, Directorate-General of Budget, Accounting and Statistics, Executive Yuan, Website: <https://www.dgbas.gov.tw/ct.asp?xItem=31969&ctNode=3272&mp=1>.
14. Ministry of Transportation and Communication, Website: <https://www.motc.gov.tw/ch/home.jsp?id=54&parentpath=0,6>.

15. Statistical Database, Ministry of Science and Technology, Website: <https://ap0512.most.gov.tw/WAS2/sciencepark/AsSciencePark.aspx>.
16. Taxation Administration, Ministry of Finance, Website: <http://www.dot.gov.tw/dot/>.
17. Open Platform of school information of colleges and universities, Ministry of Education, Website: <https://udb.moe.edu.tw/Home/Index>.
18. Industrial Development Bureau, Ministry of Economic Affairs, Website: <https://www.moeaidb.gov.tw/>.
19. Department of Commerce, Ministry of Economic Affairs, Website: <http://gcis.nat.gov.tw/mainNew/index.jsp>.
20. Commerce Industrial Service Portal, Department of Commerce, Ministry of Economic Affairs, Website: <http://gcis.nat.gov.tw/mainNew/subclassNAction.do?method=getFile&pk=695>.
21. Invest Taiwan Service Center, Department of Investment Service, Ministry of Economic Affairs, Website: <http://investtaiwan.nat.gov.tw/>.
22. Invest Taipei Office, Website: <http://invest.taipei/pages/Emain.aspx>.
23. Department of Culture Affairs, Taipei City Government, Website: <https://www.culture.gov.taipei/fronsite/cms/contentAction.do?method=viewContentDetail&iscancel=true&contentId=MTUyMDE=&subMenuId=906>.
24. Taipei Statistical Database, Department of Budget, Accounting and Statistics, Taipei City Government, Website: <http://210.69.61.217/pxweb2007-tp/dialog/statfile9.asp>.
25. Department of Civil Affairs, Taipei City Government, Website: <http://ca.gov.taipei/>.
26. Department of Land Administration, Taipei City Government, Website: <http://land.gov.taipei/ct.asp?xItem=195571452&ctNode=89657&mp=111001>.
27. Research, Development and Evaluation Commission, Taipei City Government, Website: <http://rdc.gov.taipei/>.
28. Department of Economic Development, Taipei City Government, Website: <http://www.doed.gov.taipei/mp.asp?mp=105001>.
29. Taipeiecon, Department of Economic Development, Taipei City Government, Website: <https://www.taipeiecon.taipei/index.aspx>.

30. Department of Information Technology, Taipei City Government, Website: <http://doit.gov.taipei/>.
31. Taipei Water Department, Website: <http://www.water.gov.taipei/>.
32. Taiwan Stock Exchange Corporation, Website: <http://www.twse.com.tw/zh/>.
33. National Health Insurance Administration, Ministry of Health and Welfare, Website: <https://www.nhi.gov.tw/>.
34. Taipei Exchange, Website: <http://www.tpex.org.tw/web/>.
35. Number of employed people, Website: <https://statdb.dbas.gov.taipei/pxweb2007-tp/Dialog/varval.asp?ma=LF00053YA&ti=%B4N%B7~%A4H%A4f%A4%A7%A6~%C4%D6%B5%B2%BA&path=/PXfile/Coun tyStatistics&lang=9&strList=L>
36. Taipei City Statistics Database Inquiry System, Website: <https://statdb.dbas.gov.taipei/pxweb2007-tp/dialog/statfile9.asp>
37. Workforce Development Agency, MOL, Website: <https://statfy.mol.gov.tw/index13.aspx>



Department of Economic Development, Taipei City Government
Publication Date: Oct. 2022 Advertisement